

A photograph of a woman with long brown hair hugging a young child with curly brown hair from behind. The woman is wearing a grey top, and the child is wearing a purple long-sleeved shirt. They are in front of a light-colored brick wall.

CHAPTER 7

THE STATUS OF WOMEN IN THE STATES: 2015

Violence & Safety

Introduction

Over the last few decades, the nation has made considerable progress in addressing the violence and abuse many women experience at the hands of partners, acquaintances, and strangers. Since the 1970s, the movement to end partner abuse has led to many reforms in the United States (and worldwide) on the part of federal agencies, the criminal justice system, child welfare programs, and others that have increased protections for women and children (Aron and Olson 1997; Stark 2012a).

Despite this progress, threats to women's safety continue to profoundly affect their economic security, health, civic engagement, and overall well-being. For many women, experiences with violence and abuse make it difficult to pursue educational opportunities (Riger et al. 2000) and to perform their jobs without interruption (Logan et al. 2007; Riger et al. 2000). Although contextual factors such as poverty status and racial/ethnic background correlate with the prevalence of victimization, no one remains immune (Benson and Fox 2004; Breiding et al. 2014). Violence and abuse affect women and girls from all walks of life.

This report examines many of the major topics that advocates in this area have prioritized, including intimate partner violence and abuse, rape and sexual assault, stalking, workplace violence and sexual harassment, teen

dating violence and bullying, gun violence, and human trafficking. Because quantitative data on these issues are limited, especially at the state level, the report provides an overview of available data but does not rank the states on selected indicators or calculate a composite index. (IWPR hopes to develop a composite index in this area in the future and to address additional issues in the field, including military sexual assault and immigrant women's experiences with violence and harassment.) The report also considers state laws intended to protect survivors, where information on these laws has been compiled and analyzed by experts in the field. Such laws may increase women's safety but may also fall short of providing the full range of protections that women need.

Intimate Partner Violence and Abuse

The Prevalence of Intimate Partner Violence and Abuse

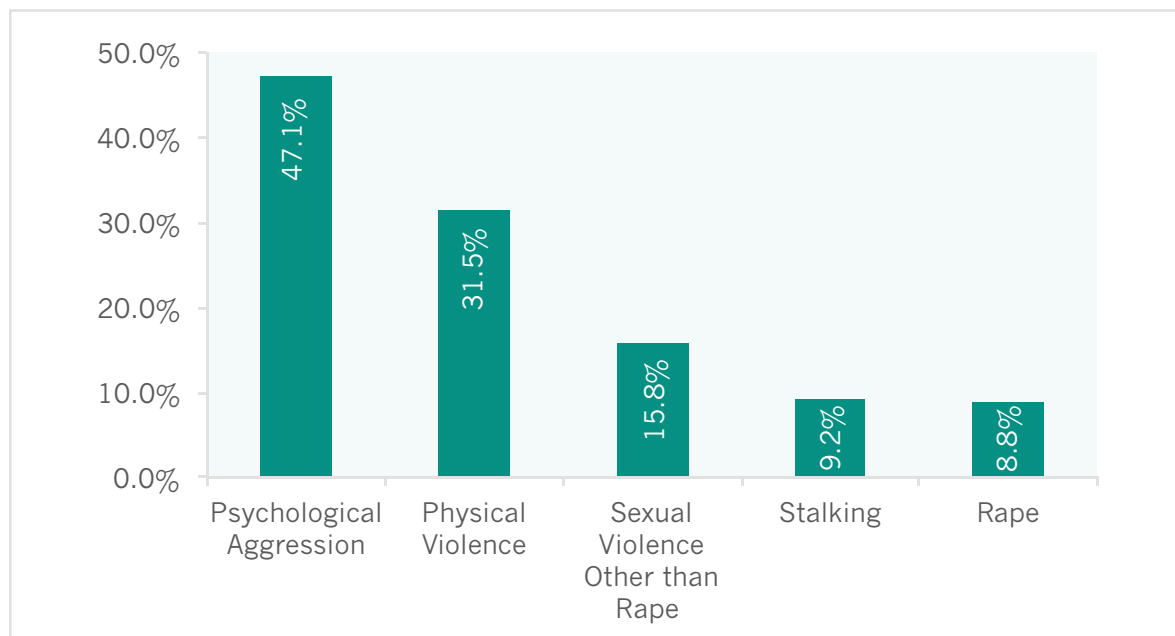
Domestic (or intimate partner) violence is a pattern of behavior in which one person seeks to isolate, dominate, and control the other through psychological, sexual, and/or physical abuse (Breiding et al. 2014). According to analysis of the 2011 Centers for Disease Control and Prevention's National Intimate Partner and Sexual Violence Survey (NISVS), nearly one in three women (31.5 percent) experiences physical violence by an intimate partner at some point in her lifetime. A smaller,

but still substantial, share experience partner stalking (9.2 percent), rape (8.8 percent), or other sexual violence by an intimate partner (15.8 percent; Figure 7.1).¹ In addition, nearly half of all women experience, at some point in their lifetimes, psychological aggression from an intimate partner. This aggression—which is arguably the most harmful component of intimate partner violence (Stark 2012b)—includes both expressive aggression, such as name calling, and attempts to monitor, threaten, or control their partner’s behavior (Figure 7.1).

Many victims experience more than one of these forms of harm. Often, perpetrators combine attempts to subjugate and control victims with physical and sexual

violence, creating a condition of “entrapment” that undermines victims’ physical and psychological integrity (Stark 2012b). Nearly four in ten female victims interviewed for the 2010 NISVS reported having experienced more than one form of partner violence (Black et al. 2011). Approximately 14 percent said they experienced physical violence and stalking; nine percent reported experiencing rape and other forms of physical violence by an intimate partner; nearly 13 percent said they experienced rape, other physical violence, and stalking; and a very small percentage said they experienced both rape and stalking by an intimate partner (Black et al. 2011).

Figure 7.1.
Lifetime Prevalence of Intimate Partner Violence and Abuse Among Women by Type of Violence, United States, 2011



Note: Women aged 18 and older.
Source: Breiding et al. 2014. Compiled by the Institute for Women’s Policy Research.

¹ Other sexual violence includes “being made to penetrate, sexual coercion, unwanted sexual contact, and noncontact unwanted sexual experiences” (Breiding et al. 2014).

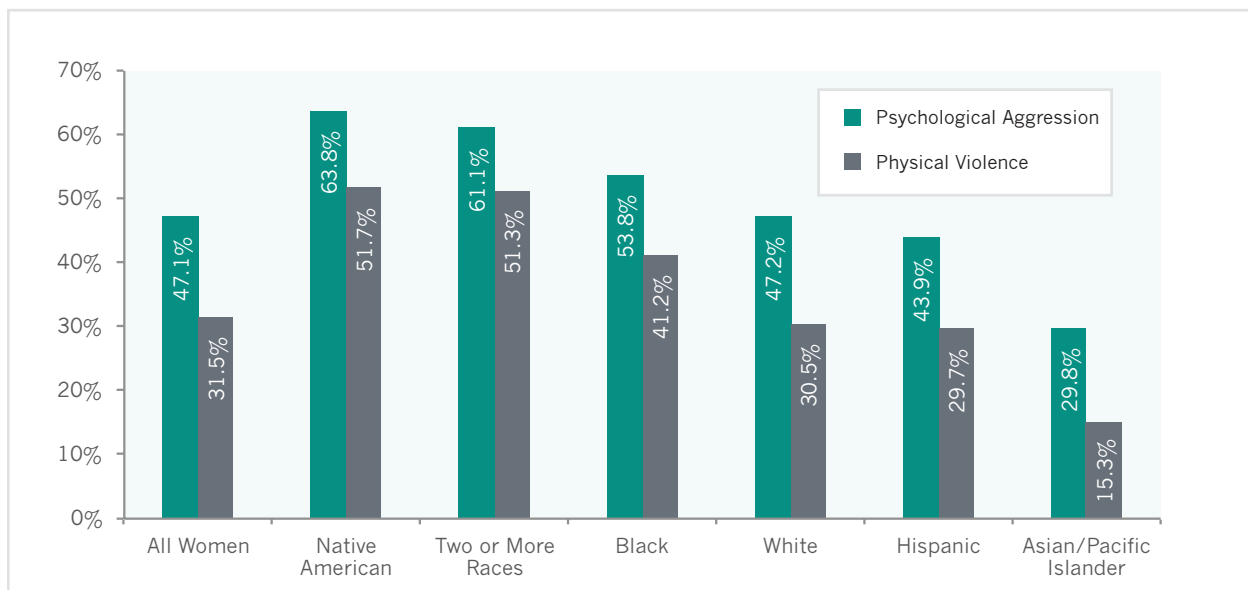
Intimate Partner Violence by Race and Ethnicity

The prevalence of intimate partner violence and abuse varies across the largest racial and ethnic groups. Nationally, it is estimated that more than half of Native American and multiracial women, more than four in ten black women, three in ten white and Hispanic women,

and three in twenty Asian/Pacific Islander women have experienced physical violence by an intimate partner (Figure 7.2). An even higher proportion have experienced psychological aggression: more than six in ten Native American and multiracial women report having experienced psychological aggression by an intimate partner, as have more than half of black women, more than four in ten white and Hispanic women, and three

Figure 7.2.

Lifetime Prevalence of Physical Violence and Psychological Aggression by an Intimate Partner Among Women, by Race/Ethnicity, United States, 2011



Notes: Women aged 18 and older. Only whites and blacks are non-Hispanic. Hispanics may be of any race or two or more races. Source: Breiding et al. 2014. Compiled by the Institute for Women's Policy Research.

in ten Asian/Pacific Islander women (Figure 7.2).² Sexual violence within intimate partner relationships also affects a disturbingly large share of the population. Breiding et al. (2014) estimate that about 11 percent of women who identify with two or more races, 10 percent of white women, 9 percent of black women, and 6 percent of Hispanic women have experienced rape by an intimate partner. A larger proportion—27 percent of multiracial women, 17 percent of black and white women, and 10 percent of Hispanic women—have experienced sexual violence other than rape by an

intimate partner (Breiding et al. 2014). Data on sexual violence other than rape are not available for Asian/Pacific Islander or Native American women.

Other research indicates that Native American women experience particularly high rates of sexual violence within intimate partner relationships. One study that analyzed rape and sexual assault data from the National Crime Victimization Survey found that Native Americans are two and a half times as likely as whites and African Americans, and five times as likely as Asian

² As a result of smaller sample sizes, the 95 percent confidence intervals published by the CDC suggest that the estimates for women of color on rape, sexual violence other than rape, physical violence, and psychological aggression contain more sampling variability than the estimates for non-Hispanic white women.

Americans, to experience a rape or sexual assault (data are not disaggregated by gender; Perry 2004). Another study found that Native American women are considerably more likely than white or African American women to be victimized by an intimate partner. Nearly four in ten (38 percent) Native American women who have experienced rape or sexual assault were victimized by an intimate partner, compared with about one in four white women and African American women (24 and 23 percent, respectively) and one in five (20 percent) Asian American women (Bachman et al. 2008). The high rates of sexual violence experienced by Native American women are part of a broader pattern in which Native American women disproportionately experience violent crime (Greenfeld and Smith 1999).

Intimate Partner Violence and Older Women

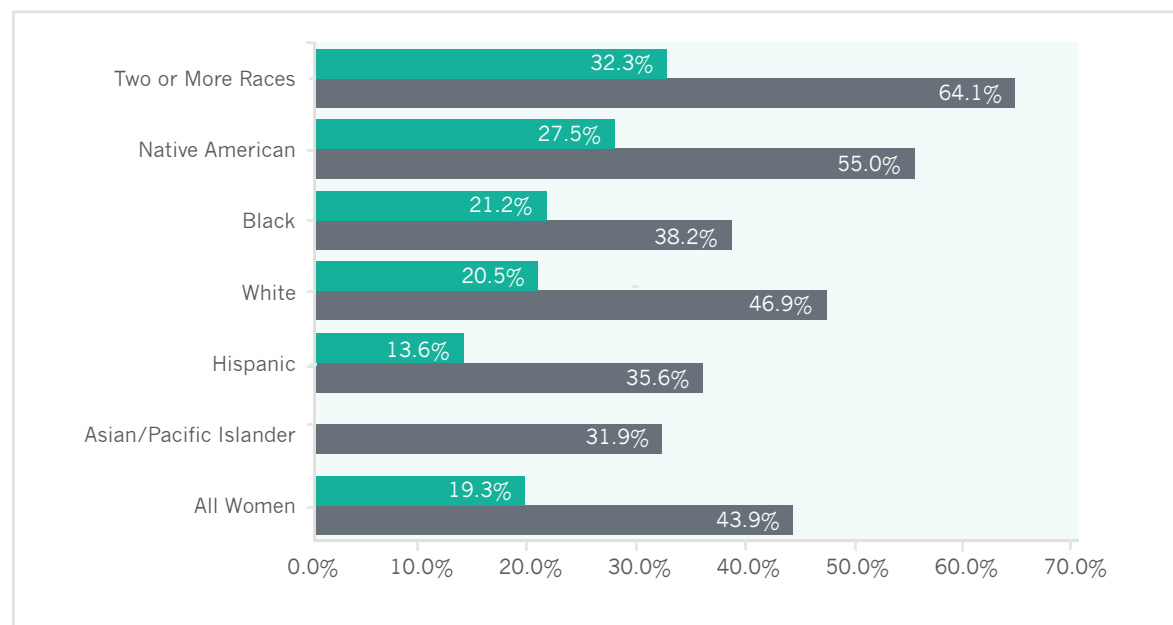
Violence and abuse can affect women of all ages, including in the later stages of life. One study analyzing data from the National Crime Victimization Survey—which focuses on violent crime, not including economic domination or psychological abuse—found that the rate

for IPV victimization among older women (aged 50 and older) in the United States is 1.3 per 1,000; while this rate is much lower than the victimization rate for younger women (9.7 per 1,000 women aged 18–24, 12.1 per 1,000 women aged 25–34, and 9.6 per 1,000 women aged 35–49; Catalano 2012a), the prevalence of elder IPV may be higher than the social science literature reports (Rennison and Rand 2003).³ In addition, older women are also at risk for other forms of family violence, including abuse from adult children and from other institutional and noninstitutional caregivers. One statewide study found that unlike younger women, older women were more likely to be abused by nonintimate family members than intimate partners (Klein et al. 2008).

Older women who experience intimate partner or family violence and abuse may face challenges in accessing services and extricating themselves from abusive situations. Adult protective services in all states serve older women who are abused, yet these services focus primarily on frail elderly victims, and most abuse cases do not come to their attention. Shelters and services for abused women

Figure 7.3.

Lifetime Prevalence of Sexual Violence Victimization by Any Perpetrator Among Women, by Race and Ethnicity, United States, 2011



Notes: Only whites and blacks are non-Hispanic. Hispanics may be of any race or two or more races. Data on rape are not available for Asian/Pacific Islanders due to insufficient sample sizes.

Source: IWPR compilation of data from the National Intimate Partner and Sexual Violence Survey based on Breiding et al. 2014.

³ Some older women—who were socialized during a time when society provided domestic violence victims with little support—may be reluctant to report abuse (Rennison and Rand 2003).

are also generally set up to address the needs of younger women with children (Brandl and Cook-Daniels 2011). In addition, older women—who may have been out of the workforce for some time or lack the skills to obtain a living-wage job—may find that leaving their abusive spouse could leave them without financial security and health insurance, at a time when they most need it (Rennison and Rand 2003). Older women who experience violence and abuse may have even fewer options than their younger counterparts.

Domestic Violence Fatality Review Teams

Domestic violence is sometimes fatal: in 2012, 924 women in the United States were killed by their spouse or by an intimate partner (Violence Policy Center 2014). To reduce domestic violence-related deaths, many states have established domestic violence fatality review teams (DVFRTs) that bring together professionals from different fields—including health, education, social services, criminal justice, and policy—to review fatal and near fatal domestic violence cases to identify trends and patterns, offer recommendations, and track the implementation of those recommendations (Sullivan and Websdale 2006). Domestic violence fatality review teams—which vary in their size, composition, and review processes—focus on developing best practices and implementing coordinated, cross-disciplinary approaches to meet the needs of domestic violence survivors and reduce fatalities in their local communities (Sullivan and Websdale 2006). A 2013 report found that 32 states had enacted legislation establishing Domestic Violence Fatality Review teams; some domestic and sexual violence coalitions, state governments, and local municipalities have also developed such teams without legislative direction (Durborow et al. 2013).

In 2013, the U.S. Department of Justice awarded \$2.3 million to 12 sites across the country as part of a Domestic Violence Homicide Prevention Demonstration Initiative (DVHP Initiative). Modeled after programs in Maryland and Massachusetts where coordinated teams of service providers, law enforcement officers, prosecutors, and health professionals worked together to reduce the domestic violence homicide rate—the initiative aims to identify women who may be in fatally abusive relationships and to monitor high-risk offenders (The White House 2013).

Unmet Needs for Services and Supports

While many domestic violence victims seek assistance from anti-violence programs and services in their local areas, services are not always available to them. In September 2013, the National Network to End Domestic Violence conducted its annual one-day count of domestic violence shelters and services across the country (National Network to End Domestic Violence 2013b). Nationally, 87 percent of all identified local domestic violence service programs were surveyed (1,649 out of 1,905). The programs surveyed served 66,581 adults and children in a single day, offering services such as individual and/or children's support or advocacy, emergency shelter, court or legal services, and transportation services. On that one day, 9,641 requests for services went unmet, 60 percent (5,778) of which were for housing. Multiple factors contribute to these unmet needs, including reduced funding for domestic violence services and lack of staff resources to administer them (National Network to End Domestic Violence 2013b). The number of unmet needs varies greatly by state, with states that have larger population sizes generally having more instances of unmet needs.

Rape and Sexual Violence

Basic Statistics on Rape and Sexual Violence

Sexual violence and rape are alarmingly common and pose a serious threat to women's health and well-being. One study analyzing data from the 2011 NISVS found that in the United States, 19.3 percent of women are raped at some time in their lives, and 43.9 percent experience sexual violence other than rape (Breiding et al. 2014). Often, the perpetrator is someone the victim knows: almost half of the female rape victims surveyed (46.7 percent) said they had at least one perpetrator who was an acquaintance, and a similar proportion (45.4 percent) said they had at least one perpetrator who was an intimate partner (Breiding et al. 2014).

Nearly eight in ten female rape victims were first raped before age 25, and approximately 40 percent were raped before age 18 (Breiding et al. 2014). Victimization at a young age is associated with revictimization later in life. One report analyzing the 2010 NISVS found that more than one-third of women who were raped as minors were also raped as adults, compared with 14 percent of women who had no history of victimization prior to adulthood (Black et al. 2011).

Policies to Address Violence Against Women

Since the 1970s, the movement to end partner abuse has led to many reforms in the United States that help to protect survivors, including criminalizing physical abuse by partners, developing sanctions to hold offenders accountable, and opening emergency shelters that provide supports for victims and their children (Stark 2012a). In addition, child welfare agencies have integrated domestic violence concerns into their services (Aron and Olson 1997), and states across the nation have implemented a range of legal protections for victims of violence. These protections include laws related to stalking offenses, limitations on gun access for perpetrators of intimate partner violence, civil protection orders, and statutes to protect the employment rights of domestic violence, sexual assault, and stalking victims, among others.

The first domestic-violence specific federal funding stream—the Family Violence Prevention Services Act (FVPSA)—was enacted in 1984 to fund domestic violence shelters and programs (U.S. Department of Health and Human Services 2012). Over the last 20 years, the Violence Against Women Act (VAWA) and other federal and state funding streams have provided funding to enhance the response of police, prosecutors, and the court system to partner abuse (Buzawa, Buzawa, and Stark 2012). First passed in 1994, VAWA also established new penalties for those who crossed state lines to injure, stalk, or harass another person and created the National Domestic Violence Hotline, a toll-free number that has served victims across the nation. In addition, VAWA 1994 created legal protections for undocumented immigrant victims of violence whose abusers often use their legal status as a tool of coercion; these protections were strengthened in subsequent reauthorizations of VAWA (Faith Trust Institute 2013; National Network to End Domestic Violence 2013a; Sacco 2014).

The most recent reauthorization of VAWA, which was signed into law in March 2013, extends provisions for victims in multiple ways (Violence Against Women Reauthorization Act of 2013). For example, it explicitly includes members of LGBT communities among those eligible for VAWA programs and increases protections for Native American women by empowering tribal authorities to prosecute non-Native American residents who commit crimes on tribal land (National Network to End Domestic Violence 2013a). In addition, VAWA 2013 adds stalking to the list of crimes that make undocumented immigrants eligible for protection (National Organization for Women 2013) and requires colleges and universities to report statistics on domestic violence, dating violence, and stalking in the annual security report that each institution must issue under the Jeanne Clery Act (American Council on Education 2014).

Rape and Sexual Violence by Race and Ethnicity

Multiracial and Native American women are more likely to experience rape and sexual violence than other groups of women. Estimates suggest that nearly a third (32.3 percent) of multiracial women, and 27.5 percent of Native American women, are raped at some point in their lifetimes (Figure 7.3). Approximately 64.1 percent of multiracial women and 55.0 percent of Native American women are estimated to have experienced sexual violence other than rape, compared with 46.9 percent of white

women, 38.2 percent of black women, 35.6 percent of Hispanic women, and 31.9 percent of Asian/Pacific Islander women (Breiding et al. 2014).⁴

Violence and Safety Among Teen Girls

Bullying and Teen Dating Violence

Youth violence—especially bullying and teen dating violence—is a serious public health concern for girls and

⁴ As with Figure 7.2, the 95 percent confidence intervals published by the CDC suggest that the estimates for women of color on rape, sexual violence other than rape, and physical violence contain more sampling variability than the estimates for non-Hispanic white women.

Domestic Violence and Child Custody Cases

Women who experience domestic or intimate partner violence often become involved in contested child custody cases. Domestic violence researchers and practitioners have become increasingly concerned with the outcomes of custody and visitation cases where mothers or their children allege that a father has been abusive. Scholars and practitioners report that courts often do not take this abuse into account (or fail to believe the allegations, seeing them instead as evidence that the mother seeks to “alienate” the child from his or her father) and award access or custody to the abusive parent (Goldfarb 2008; Meier 2010). While the exact number of children who face this outcome is unknown, one study that used data on divorce, family violence, and the outcomes of custody and visitation litigation in cases involving abuse allegations estimates that more than 58,000 children each year are court-ordered into unsupervised contact with an abusive parent following divorce (Leadership Council 2008).

Domestic violence can be minimized or discounted in decisions about custody and visitation in multiple ways. One study found that some courts allow “friendly parent principles”—which give preference to the parent who is more likely to support an ongoing relationship between the child and the other parent—to take precedence over allegations of abuse (Morrill et al. 2005). In addition, research indicates that some custody evaluators lack expertise in domestic violence and fail to report or to adequately assess the nature and effects of this abuse when making their recommendations (Davis et al. 2011; Pence et al. 2012; Saunders, Faller, and Tolman 2011), which play an important role in informing court decisions (Bruch 2002; Saunders, Faller, and Tolman 2011). Evaluators who do consider domestic violence sometimes focus only on physical violence and fail to see a broader pattern of domination and control (Pence et al. 2012). One study that interviewed 23 custody evaluators across the United States found that those who recognized that physical domestic violence could be part of a broader pattern of control were more likely to endorse specific safeguards to protect children—such as supervised visitation, neutral and public drop-off and pick-up locations, and no visitation when safety could not be ensured—than those who held a more incident-based view of domestic violence (Haselschwerdt, Hardesty, and Hans 2011).

boys. IWPR analysis of the Centers for Disease Control and Prevention’s 2013 Youth Risk Behavior Survey finds that nearly one in four (23.7 percent) girls and one in six (15.6 percent) boys reported having experienced bullying on school property one or more times in the 12 months prior to the survey. An estimated 21.0 percent of girls, and 8.5 percent of boys, said they had been bullied in the past 12 months through electronic means such as e-mail, chat rooms, websites, instant messaging, and texting. An estimated 8.7 percent of high school girls and 5.4 percent of high school boys did not attend school at least once in the previous 30 days because they felt unsafe either at school or traveling to and/or from school (Figure 7.4).

In addition, 13.0 percent of girls and 7.4 percent of boys who dated or went out with someone during the 12

months before the survey said they experienced physical dating violence (including being hit, slammed into something, or injured on purpose) during this period. About 14.4 percent of girls and 6.2 percent of boys who dated or went out with someone during the 12 months before the survey said they had experienced sexual dating violence during this time, including kissing, touching, or being physically forced to have sexual intercourse by someone they were dating (Figure 7.5).

- High school girls in Nevada (13.2), were most likely to say they did not go to school at least once in the past 30 days because they felt unsafe. Girls in Kansas were least likely to report not attending school for this reason (3.9 percent; Appendix Table B7.1).⁵

⁵ Data are available for the District of Columbia and 39 states.

Sexual Violence on College Campuses

Sexual violence on college campuses has gained attention in recent years among policymakers, the public, college and university officials, and others. One survey of more than 6,800 students (5,466 women and 1,375 men) at two large public universities found that about one in five women had experienced an attempted or completed sexual assault while in college (defined to encompass a wide range of victimization types, including rape and other unwanted sexual contact; Krebs et al. 2007). Although this study is not nationally representative, its findings are in line with a 2004 study that analyzed three years of data on a randomly selected sample of students (n=8,567 for the first year, 8,425 for the second year, and 6,988 for the third year) from 119 schools participating in the Harvard School of Public Health College Alcohol Survey. This study found that 1 in 20 female students surveyed had been raped since the beginning of each school year, with nearly three-quarters of the victims intoxicated at the time of the rape (Mohler-Kuo et al. 2004). Another study analyzing results from a telephone survey of a randomly selected national sample of 4,466 women attending a two- or four-year university found that 1 in 36 students reported having experienced attempted or completed rape during the previous six months of the academic year—a figure that may amount to nearly five percent of female students in a full year and one-fifth to one-quarter of all women over the course of their college career (Fisher, Cullen, and Turner 2000).

The vast majority of campus sexual assaults are not reported to law enforcement. One study that analyzed data from the National Crime Victimization Survey found that between 1995 and 2013, 80 percent of sexual assaults and rapes of female students aged 18 to 24 were not reported to the police. Twenty-six percent of female students who did not report said they felt the incident was a personal matter, 20 percent cited fear of reprisal, 12 percent said they did not think the incident was important enough to report, 10 percent indicated they did not want the offender to get in trouble with the law, and 9 percent said they believed the police would not or could not do anything to help, among other reasons (Sinozich and Langton 2014). Another study found even lower rates of reporting, with just 2.1 percent of incapacitated (i.e. drunk, drugged, passed out, or otherwise incapacitated) sexual assault victims and 12.9 percent of physically forced sexual assault victims reporting the incident to the police or campus security (Krebs et al. 2007).

- Among the 41 jurisdictions for which data are available, high school girls in Montana, Missouri, and Idaho are the most likely to say they were bullied at school one or more times in the 12 months prior to the survey (30.5, 30.4, and 29.6 percent, respectively). High school girls in the District of Columbia are the least likely to report having been bullied at school (11.9 percent), followed by Massachusetts (18.0 percent) and Hawaii (18.4 percent).
- Maine has the highest percentage of high school girls who have experienced electronic bullying in the past 12 months at 28.9 percent, and the District of Columbia has the lowest at 9.3 percent (data are not available for ten states).
- Louisiana (16.1 percent), the District of Columbia (15.0 percent), and Arkansas (14.8 percent) have the highest shares of high school girls who report having dated or gone out with someone in the past 12 months and experienced physical dating violence during this time. Utah (7.7 percent), New Hampshire (9.1 percent), and Kansas and Rhode Island (both 9.4 percent) have the lowest shares.⁶
- Among the 32 jurisdictions for which data are available, high school girls in Hawaii, Nevada, and Illinois

⁶ Data are available for the District of Columbia and 38 states.

Many colleges and universities have been criticized for failing to issue punishments that fit the severity of the crime. A study by the Center for Public Integrity that examined data on about 130 colleges and universities receiving federal funds between 2003 and 2008 to address sexual violence found that schools expel only 10 to 25 percent of the students found responsible for sexual assault (Lombardi 2010). More often, perpetrators are temporarily suspended, receive an academic penalty, or face no disciplinary action at all (Lombardi 2010). For victims—who may already be struggling in the aftermath of the assault—the effects of the assault may be compounded by the inaction of their college or university (Lombardi 2010).

Recently, steps have been taken on the federal level to address this issue. In 2014, the Department of Education released a list of 55 colleges and universities under investigation for mishandling cases of sexual violence (U.S. Department of Education 2014), a number that had grown to 94 colleges and universities by January 2015 (Kingkade 2015). The Obama administration also launched the “It’s On Us” initiative, an awareness campaign about sexual assault on college campuses (Somanader 2014; U.S. Department of Education 2014). In addition, the 2013 reauthorization of the Violence Against Women Act (VAWA) imposed new obligations on colleges and universities to report domestic violence, dating violence, and stalking (beyond the required reporting of forcible and non-forcible sex offenses and aggravated assault under the federal Jeanne Clery Act); to notify victims of their legal rights; to abide by a standard for investigation and conduct of student discipline proceedings; and to offer new students and employees sexual violence prevention and awareness programs, among other requirements (American Council on Education 2014).

While such federal action is promising, additional steps can be taken to increase the safety of students on college campuses. A report prepared by the U.S. Senate Subcommittee on Financial and Contracting Oversight surveyed 440 four-year institutions of higher education and found that while federal law requires an institution to investigate instances of sexual violence, 40 percent of institutions had not conducted a single investigation in the past five years. The report also found inadequate sexual assault response training for faculty and students; a lack of trained and coordinated law enforcement; failure to adopt policies proven to encourage reporting, such as allowing reports to be made via hotline or website; failure to comply with requirements and best practices for adjudication; and a lack of adequate services for survivors (U.S. Senate Subcommittee on Financial and Contracting Oversight 2014).

are the most likely to report having dated or gone out with someone in the past 12 months and experienced sexual dating violence during this time (18.4, 17.1, and 16.7 percent, respectively). Girls in the District of Columbia (10.5 percent), Kansas (11.6 percent), and Rhode Island (12.0 percent) are the least likely.

Several other national studies indicate that as technology has advanced, “electronic” abuse has become a significant issue in teen relationships. For example, a survey of 615 teens aged 13–18 and 414 parents of teens of this age range found that in 2006, 25 percent of teens reported having been called names, harassed, or put down by their partner via cell phone or texting. Twenty-two percent reported having been asked by cell phone or the internet to engage in unwanted sexual activity, and 19 percent

said their partner has used a cell phone or the internet to spread rumors about them (Picard 2007). In another study that examined the prevalence of electronic dating abuse among 5,647 seventh to twelfth grade youth from ten schools in three Northeastern states, 29 percent of girls and 23 percent of boys in a current or recent dating relationship said they had been a victim of electronic abuse in the past year (Zweig et al. 2013).

Despite the sizable number of teens who experience violence or bullying, few states recognize teens as domestic violence victims, and state laws vary considerably with respect to the protections and services they provide for youth (Break the Cycle 2010). The nonprofit organization Break the Cycle’s State Law Report Cards assess aspects of each state’s civil protection order laws

that are relevant to teens facing domestic and dating violence and provide additional information about services available to teens experiencing these forms of harm. States were assigned grades on the basis of teens' access to civil protection orders, access to critical services, and school response to dating violence. Only the District of Columbia and six states—California, Illinois, New Hampshire, Oklahoma, Rhode Island, and Washington—received an A.⁷ Alabama, Georgia, Kentucky, Missouri, Ohio, South Carolina, South Dakota, Utah, and Virginia all received an F (Break the Cycle 2010).

Stalking

Prevalence of Stalking and Common Stalking Behaviors

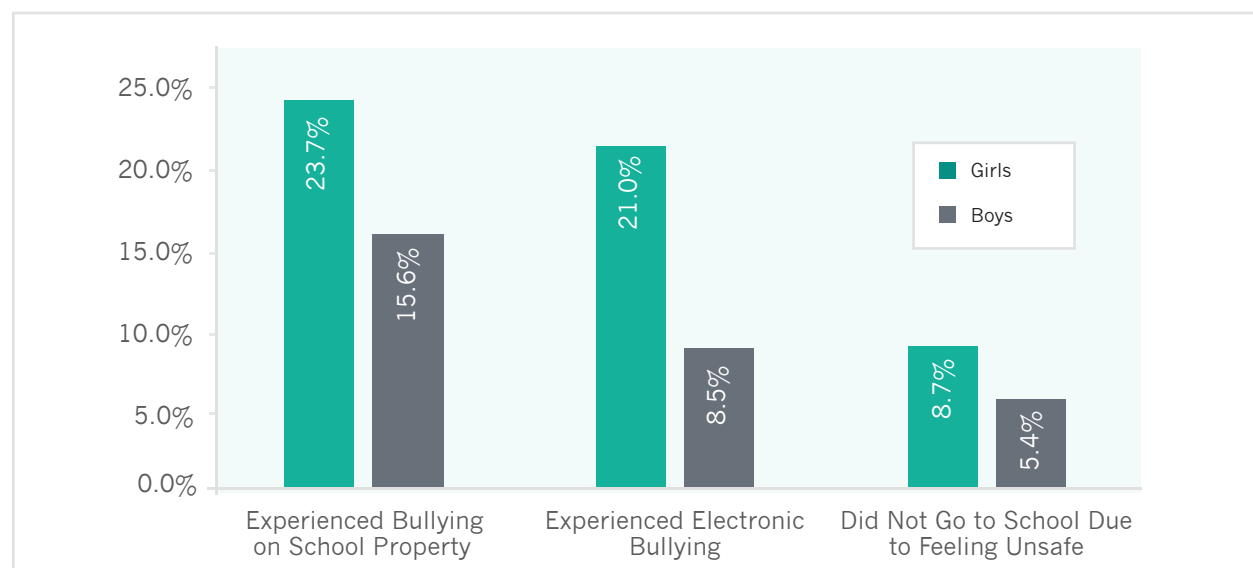
Stalking is an unfortunately common crime in the United States. A 2009 study by the Bureau of Justice Statistics found that during a 12-month period between 2005 and 2006, an estimated 3.3 million people aged 18 and older were stalked; the majority of victims were female, with those who are divorced or separated especially at risk (Catalano 2012b). Another study found that an

estimated 15.2 percent of adult women and 5.7 percent of adult men in the United States have been stalked at some point in their lifetimes (Breiding et al. 2014). Nearly seven in ten victims are stalked by someone they know (Catalano 2012b). Studies have found that intimate partner stalkers are more violent and threatening than non-intimate partner stalkers (Mohandie et al. 2006; Palarea et al. 1999), and that partner stalkers tend to stalk their victims more frequently and more intensely than non-partner stalkers (Mohandie et al. 2006).

Stalking is defined as “a course of conduct directed at a specific person that would cause a reasonable person to feel fear” (Catalano 2012b). Common stalking behaviors include leaving unwanted messages, sending unsolicited e-mails or letters, spreading rumors about the victim, following or spying on her or him, and leaving unwanted gifts (Catalano 2012b). Many victims suffer serious effects from such behaviors; even when stalking does not lead to physical violence, most victims experience psychological harm (Blaauw et al. 2002; Brewster 1999). Some also experience financial disruption, especially those who are forced to move or leave their jobs (Mullen, Pathe, and Purcell 2009). Research suggests

Figure 7.4.

Percent of High School Students Feeling Unsafe or Experiencing Bullying by Gender, United States, 2013



Notes: For students in grades 9–12. The percent of those who experienced bullying are for the 12 months prior to the survey; the percent of those who did not go to school is for the 30 days prior to the survey.

Source: IWPR compilation of data from the Youth Risk Behavior Survey.

⁷ States were graded individually on 11 indicators using ideal policy criteria determined by Break the Cycle. States that earned eight points or more received an A. Failing grades were given to any state with a score of less than five, and states automatically failed if minors were prohibited from getting civil protection orders or dating relationships were not recognized for civil protection orders (Break the Cycle 2010).

that stalking creates enormous problems for women's participation in the labor force; many victims experience disruption in their work life, job performance problems, and harassment at work (Logan et al. 2007; Swanberg and Logan 2005). Perpetrators may show up at the victim's workplace, make threatening phone calls to their co-workers, and use other harassing behaviors that make it difficult for victims to sustain employment (Swanberg and Logan 2005).

Stalking poses a serious threat to personal safety in part because it is difficult to prosecute. Many stalking victims do not report their experiences to the police, most often because they do not think the incidents are serious or consider them a private matter (National Center for Victims of Crime 2002). Even when it is reported, the crime can be difficult for the criminal justice system to address. Stalking can be hard for law enforcement officers to identify, since the perpetrator's behaviors may be recognized as harmful only when understood within the broader framework of the perpetrator's course of conduct, which may involve behaviors that in another context would be considered harmless, such as sending letters or making phone calls to the victim. In addition, the unpredictable nature of stalking behaviors makes it

difficult to predict if, and when, these behaviors may lead to physical harm (National Center for Victims of Crime 2002).

While stalking is an extremely difficult crime to address and prosecute, states have taken steps to offer victims greater protection. For example, states have passed statutes on stalking and enacted legislation authorizing civil protection orders to increase safety for victims.

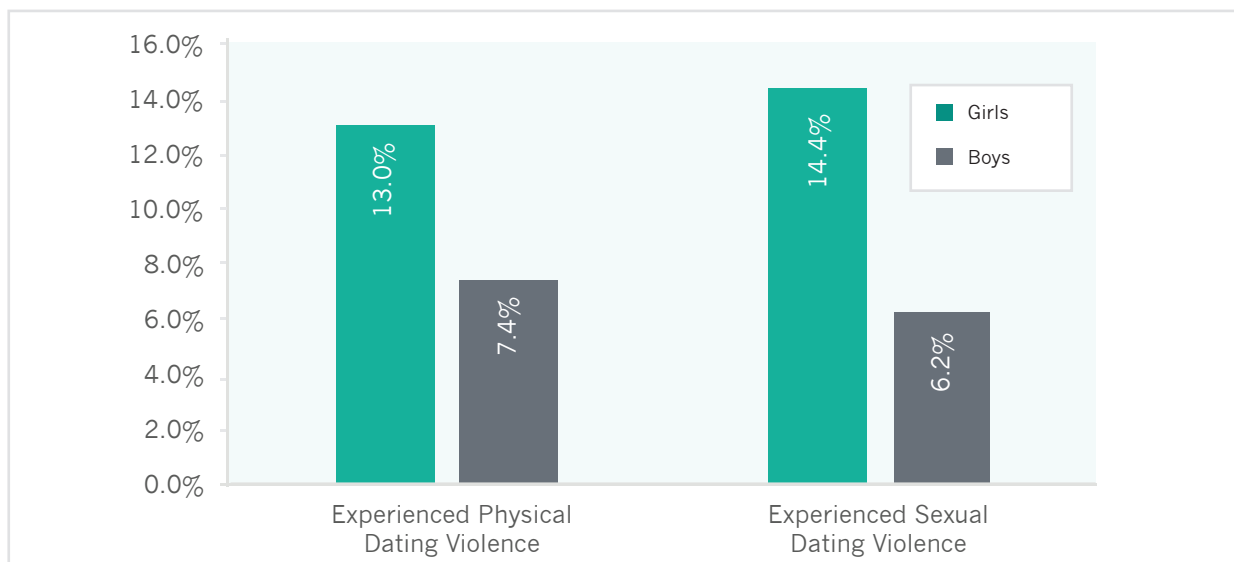
State Statutes on Stalking

California enacted the first state stalking law in 1990; the rest of the states and the District of Columbia soon followed suit (National Center for Victims of Crime 2007). In 1996, Congress made interstate stalking a federal offense; subsequent amendments expanded the statute to include stalking via electronic communications, conduct that causes the victim severe emotional distress, and surveillance using global positioning systems (National Center for Victims of Crime 2007).

Although all 50 states, the District of Columbia, and the federal government have passed laws that criminalize stalking (Catalano 2012b; National Center for Victims

Figure 7.5.

Percent of High School Students Experiencing Dating Violence in the Past 12 Months by Type of Violence and Gender, United States, 2013



Note: For students in grades 9–12. Includes the percent of students among those who dated or went out with someone in the 12 months prior to the survey who experienced physical or sexual dating violence during this time.
Source: IWPR compilation of data from the Youth Risk Behavior Survey.

of Crime 2007), the intent of these laws is often not carried out in practice. The laws were created to protect victims from a series of actions that add up to criminal abuse, yet research indicates that prosecutors often do not use stalking statutes to address this crime. They are more likely to charge stalking behaviors as harassment or domestic violence-related crimes, such as assault or violation of a protective order (Klein et al. 2009; Tjaden and Thoennes 2000)—a decision that can be particularly significant in jurisdictions where stalking constitutes a felony and most domestic violence charges are misdemeanors (Klein et al. 2009).

Civil Protection Orders

To address stalking and domestic violence victims' need to establish safety, states have enacted statutes authorizing civil protection orders (CPOs). First initiated by Pennsylvania in 1976 (Goldfarb 2008), CPOs have been enacted by statute in all 50 states and the District of Columbia (American Bar Association Commission on Domestic & Sexual Violence 2014; Goldfarb 2008).

Civil protection orders are an important legal resource for women experiencing intimate partner or other family

violence (e.g., Fagan 1996; Holt et al. 2003; Ko 2002). Research suggests that protection orders reduce violence and the fear many victims experience, although they may be less effective for those who have experienced severe violence (Logan et al. 2009).

Not all victims who want a civil protection order are able to obtain one. Many individuals who pursue this legal recourse face significant barriers, including difficulty in navigating the legal system, discouragement from clerks handling the paperwork, limited hours of access to file the petition, difficulty taking off work or arranging for child care to follow through with the process (Logan et al. 2009), and difficulty meeting a state's criteria for obtaining a protective order (Eigenberg et al. 2003).

Gun Laws and Violence Against Women

Violence against women is too often fatal: 1,706 women in the United States were murdered by men in 2012 in incidents involving a single victim and single offender (Violence Policy Center 2014).⁸ Among the 47 states for which relatively complete data are available, Alaska and South Carolina have the highest rates, at 2.57 and 2.06

Intimate Partner Violence and Reproductive Health

Abuse has many effects on women's reproductive health. The tactics employed by abusers may include not only sexual assault or rape but also reproductive or sexual coercion, including behaviors such as demanding unprotected sex, sabotaging a partner's birth control, impregnating a partner who does not want to become pregnant, and injuring a partner in a way that can lead to miscarriage (American College of Obstetricians and Gynecologists 2013; Chamberlain and Levenson 2012). Analysis of the 2010 NISVS indicates that about nine percent of female survey respondents have had an intimate partner who tried to get them pregnant or stop them from using birth control (Black et al. 2011).

Domestic and sexual violence also puts women and girls at higher risk of sexually transmitted infections and HIV (Decker, Silverman, and Raj 2005; Sareen, Pagura, and Grant 2009; Wingood, DiClemente, and Raj 2000). One study analyzing data from ninth through twelfth grade girls participating in the Massachusetts Youth Risk Behavior Surveys found that among girls who have been diagnosed with HIV or another sexually transmitted infection, more than half reported having experienced physical or sexual intimate partner violence. Girls experiencing this violence were 2.6 times more likely than nonabused girls to report an STD diagnosis (Decker, Silverman, and Raj 2005).

⁸ Illinois has a rate of .24 per 100,000, but only limited data for this state were available (Violence Policy Center 2014).

per 100,000, and New Hampshire has the lowest (0.30 per 100,000; Violence Policy Center 2014). A majority of female homicide victims are killed by men they know, and many are killed by their partners. Between 2003 and 2012, about one-third of female homicide victims in the United States died at the hands of an intimate partner; in many states, intimate partner violence accounted for more than two in five female homicides (Gerney and Parsons 2014).

Guns are the most common weapon used to kill female intimate partners. Between 2003 and 2012, more than half (54.8 percent) of the women who were killed by intimate partners were murdered with guns (Gerney and Parsons 2014). Nationally, the rate of gun violence against women in the context of domestic or intimate partner violence is alarmingly high: one study found that women in the United States are about 11 times more likely to be killed with a gun than non-US women in other highly populated, high-income countries that are members of the Organization for Economic Co-Operation and Development (Richardson and Hemenway 2011).

Federal laws have been passed to protect women (as well as men and children) from gun violence. The Violence Against Women Act of 1994 prohibited individuals subject to domestic violence restraining orders from gun possession, and in 1996 Congress barred individuals convicted of misdemeanor domestic violence crimes from buying or possessing guns (Gerney and Parsons 2014). VAWA 2005 required states and local governments, “as a condition of certain funding,” to certify that their judicial administrative policies and practices included informing domestic violence offenders about the federal firearm prohibitions and any relevant federal, state, or local laws (Law Center to Prevent Gun Violence 2014).

While federal laws on gun violence are vital to protecting victims, they are difficult to enforce, and loopholes in the law remain. State laws can help close these gaps and protect potential victims from harm (Gerney and Parsons 2014). For example, one limitation of federal law is its failure to disqualify those convicted of misdemeanor or stalking crimes from gun possession (Gerney and Parsons 2014). As of July 2014, the District of Columbia and nine states—California, Connecticut, Maryland, Massachusetts, Minnesota, New Jersey, New York,

Pennsylvania, and Tennessee—had enacted laws barring all those convicted of domestic violence misdemeanor stalking crimes from possessing guns. Two states—North Dakota and Washington—had passed a statute barring some individuals convicted of these crimes from having guns (Appendix Table B7.3).⁹

Some states are also taking steps to protect abuse victims by providing records of abusers prohibited from gun ownership to the FBI’s National Instant Criminal Background Check System (NICS). Created by the Brady Handgun Violence Prevention Act of 1993 and launched by the FBI in 1998, NICS is a system for determining whether prospective buyers of firearms are eligible to purchase them. Dealers submit the buyers’ names and other information to NICS for a search of databases containing criminal justice information to determine whether the purchaser qualifies for gun ownership under state and federal law. The system, however, has processing problems, including many states’ failure to identify to the NICS individuals who are ineligible to possess a gun due to a criminal history involving domestic violence. As a result, many domestic abusers succeed in purchasing guns from licensed dealers (Gerney and Parsons 2014). Between December 31, 2008, and April 30, 2014, state submissions of domestic violence records to the NICS Index increased by 132 percent. Thirty-six states have submitted such records, but most submit only a very small number. Just three states—Connecticut, New Hampshire, and New Mexico—submit fairly complete records (Gerney and Parsons 2014).

Increasing the submission of records of protection orders to the background check system, for example, could help reduce the number of domestic abusers with guns and the number of women who are at risk for violence. While research suggests that protection orders are associated with reductions in violence (Kothari et al. 2012; Logan et al. 2009), women often remain at risk in the aftermath of securing an order of protection. Ensuring that the NICS has up-to-date information on protection orders that can be used to identify domestic abusers who are not eligible for gun ownership can help ensure the safety of victims.

Some states have taken other measures to protect domestic and intimate partner violence victims from gun violence. For example, some have required a background

⁹ North Dakota and Washington state law bars only some convicted misdemeanor stalkers from gun possession (Gerney and Parsons 2014).

check for all gun sales; under current federal law, only licensed firearms dealers are required to conduct a background check when completing a gun sale, opening up opportunities for domestic abusers to purchase guns through private sellers. Only 17 states and the District of Columbia have laws that require background checks for at least some private sales (Law Center to Prevent Gun Violence 2013).

Some states have also enacted laws and policies requiring domestic abusers to give up any firearms they own once they are disqualified from gun possession under state or federal law. Only nine states—Colorado, Hawaii, Illinois, Iowa, Minnesota, New York, Pennsylvania, Tennessee, and Washington—require surrender of certain firearms when a person is convicted of a domestic violence misdemeanor. Fifteen states require a person to give up certain firearms when they become subject to a domestic violence restraining order (Appendix Table B7.3). These laws, however, are difficult to enforce.

Violence and Harassment in the Workplace

Intimate Partner Violence and the Workplace

Domestic violence and abuse has profound effects on women's employment and on workplaces. One study estimates that each year women lose almost eight million days of paid work due to intimate partner violence (Max et al. 2004). For many women, the abusers' actions lead to a decline in their job performance, causing them not only to miss work but to be late, need to leave early, or struggle to stay focused while at their jobs (Swanberg and Logan 2005).

Most states and the District of Columbia have laws to protect the employment rights of domestic violence victims, and some of these laws also explicitly cover sexual assault and/or stalking (Legal Momentum 2014a). Two different types of laws protect victim's job rights: laws related directly to domestic violence (which offer protections such as the right to leave work to seek services, obtain a restraining order, or attend to other personal matters related to the violence, and/or protect victims from employment discrimination related to the

violence) and laws that focus on crime victims more generally (which prohibit employers from punishing or firing crime victims who take leave to appear in criminal court, at least under some circumstances).

State Employment Protections for Victims of Domestic Violence

As of July 2014, only 15 states and the District of Columbia had employment rights laws for victims of domestic violence, some of which explicitly covered sexual violence and stalking: California, Connecticut, Colorado, Florida, Hawaii, Illinois, Kansas, Maine, New Jersey, New Mexico, New York, North Carolina, Oregon, Rhode Island, and Washington (Appendix Table B7.2).¹⁰ Thirty-three states had general crime protection laws. Nine states did not have either a domestic violence law or a crime victim protection law: Idaho, Indiana, Kentucky, Louisiana, Nebraska, Oklahoma, South Dakota, Texas, and West Virginia (Appendix Table B7.2).

Unemployment insurance laws can also support domestic violence victims. In most states, individuals are not eligible to receive unemployment benefits if they leave their jobs without "good cause." As of July 2014, 32 states and the District of Columbia had enacted laws that define good cause to include family violence (Legal Momentum 2014b; Appendix Table B7.2). As in the case of laws protecting employment rights, the laws vary from state to state and may or may not explicitly cover sexual assault and/or stalking (Legal Momentum 2014b). Even if a state does not have such a law, victims may still qualify for unemployment benefits under regulations or other provisions¹¹ if they need to leave their jobs. Most states require documentation that violence has occurred for an individual to be eligible for unemployment benefits, though the form of documentation required varies across states, and in some cases is not explicitly specified (Legal Momentum 2014b).

Paid sick time laws can also help victims of violence access services without risking their jobs. Although a host of cities across the nation, including Washington, DC, have implemented paid sick time laws, only three states—California, Connecticut, and Massachusetts—have done so at the state level (A Better Balance 2015)¹².

¹⁰ In Colorado and Hawaii, employees must first exhaust their annual, vacation, personal, and sick leave before taking this leave (Legal Momentum 2014a).

¹¹ As of January 2014, five states that did not have unemployment insurance laws specifically pertaining to domestic violence victims did have policies, interpretations, or regulations that acknowledge domestic violence may be recognized as a good personal cause for receiving unemployment insurance: Iowa, Mississippi, Nevada, Pennsylvania, and Utah (U.S. Department of Labor 2014).

¹² Connecticut implemented its law in 2013; California and Massachusetts are scheduled to implement theirs in July 2015.

All three states include some form of job protected “safe time” for employed victims of domestic violence that allows them to use their sick days to recover from violence or seek help in addressing it, but only one—Massachusetts—also allows workers to use sick time to care for family members who have been victimized (the District of Columbia’s law also covers workers’ children; A Better Balance 2015). Several municipal paid sick days laws in three other states—Washington, Oregon, and Pennsylvania—also provide victims of domestic violence “safe time” to recover from violence or seek help (A Better Balance 2015).¹³

Workplace Sexual Harassment

Sexual harassment in the workplace represents a significant barrier to the career satisfaction and advancement of many women. In 2014, approximately 6,900 charges alleging sexual harassment were filed with the U.S. Equal Employment Opportunity Commission, a slight decrease from the year before, when about 7,300 charges were filed (U.S. Equal Employment Opportunity Commission 2015). Many victims, however, do not report incidences of workplace sexual harassment (Huffington Post 2013). Polling data indicate that workplace sexual harassment is widespread: an ABC News/Washington Post poll (2011) of more than 1,000 adults in the United States found that more than one in four women and one in ten men in the workforce have experienced sexual harassment.

Women in certain industries experience workplace harassment at especially high rates. A recent report from the Restaurant Opportunities Centers United and Forward Together or ROC-U (2014), for example, found that although only seven percent of women in the United States work in the restaurant industry, more than 37 percent of the sexual harassment charges reported to the EEOC over an eleven-month period came from women in this industry (ROC-U and Forward Together 2014); many more women experienced harassment they never reported. Similarly, women who work in agriculture jobs—which are predominantly held by men (U.S. Bureau of Labor Statistics 2014)—experience high rates of harassment and violence, ranging from unwanted touching and comments of a sexual nature to assault

and rape in the fields (Morales Waugh 2010). Women who work in these jobs are often migrant workers for whom reporting the harassment can mean risking their jobs, putting their families in danger, and, in some cases, facing deportation (Morales Waugh 2010).

Workplace sexual harassment can have devastating consequences. For the victims, it can result in lower job satisfaction and negative mental and physical health outcomes (Willness, Steel, and Lee 2007). Sexual harassment also has negative effects on organizations, including lower organizational commitment (Willness, Steel, and Lee 2007) and the legal costs associated with any lawsuits. Many organizations have established guidelines to prevent sexual harassment in the workplace and procedures for addressing complaints, yet the pervasive nature of the problem, and extent to which it goes underreported, point to the need for systemic change to address the power dynamics that allow sexual harassment to go unchecked and that often prevent women from participating fully in economic life.

Human Trafficking

Human trafficking occurs when an individual uses force, fraud, or coercion to induce someone to perform commercial sex acts or forced labor and services (Clawson et al. 2009). Although little data exist to document the scope of human trafficking in the United States, one study that draws on qualitative and quantitative data to examine the size and structure of the underground commercial sex economy in eight cities—Atlanta, Dallas, Denver, Kansas City, Miami, Seattle, San Diego, and Washington, DC—estimates that the monetary size of this economy was between \$39.9 and \$290 in 2007 and had decreased in all but two cities since 2003 (Dank et al. 2014). In 2014, the National Human Trafficking Resource Center hotline received reports of 3,598 trafficking cases within the United States, and the National Center for Missing and Exploited Children estimated that one in six endangered runaways reported to them were likely trafficking victims (Polaris Project n.d.). Trafficking victims include women, men, and children (U.S. Government Accountability Office 2006). Those with limited economic opportunities are especially at risk (Action Group 2008), as are runaway or

¹³ In addition to these state employment protections, eligible employees can take leave under the federal Family and Medical Leave Act to address their own health problems or the health problems of a family member that resulted from domestic violence (U.S. Department of Labor 2009).

Violence and Safety Among LGBT Women and Youth

LGBT Americans face heightened exposure to hate crimes and physical violence. Although one study that analyzed four national surveys found that across the surveys the proportion of adults in the United States who identified as LGBT ranged from 2.2 to 4.0 percent (Gates 2014), sexual orientation-based hate crimes made up about 21 percent of hate crimes reported by law enforcement in 2013 to the Bureau of Justice Statistic's Uniform Crime Reporting program (U.S. Department of Justice 2014). This percentage is probably an underestimate given that state and local agencies are not required to release statistics to the FBI, and a number of LGBT survivors of hate violence may not report their abuse to the police (National Coalition of Anti-Violence Programs 2014).

An analysis of the 2010 National Intimate Partner Violence Survey finds that bisexual women are significantly more likely than heterosexual or lesbian women to have experienced violence: 46.1 percent of bisexual women aged 18 and older report having experienced rape, 74.9 percent report having experienced sexual violence other than rape, 36.6 percent say they have been stalked, and 61.1 percent report having experienced intimate partner violence (Table 7.1). Among lesbian and heterosexual women, the prevalence of these forms of violence is considerably lower.

Table 7.1.
Lifetime Prevalence of Violence by Type of Violence and Sexual Orientation, 2010

	Rape	Sexual Violence Other Than Rape	Stalking Victimization	Intimate Partner Violence
Women				
Bisexual Women	46.1%	74.9%	36.6%	61.1%
Lesbian Women	13.1%	46.4%	N/A	43.8%
Heterosexual Women	17.4%	43.3%	15.5%	35.0%
Men				
Bisexual Men	N/A	47.4%	N/A	37.3%
Gay Men	N/A	40.2%	N/A	26.0%
Heterosexual Men	0.7%	20.8%	N/A	29.0%

Note: N/A=insufficient sample size. Intimate partner violence includes rape, physical violence, and/or stalking by an intimate partner.
Source: Walters, Chen, and Breiding 2013. Compiled by the Institute for Women's Policy Research.

“throwaway” youth (who have been forced to leave their homes), homeless youth, those with prior juvenile arrests, and family abuse victims (Williams and Frederick 2009).

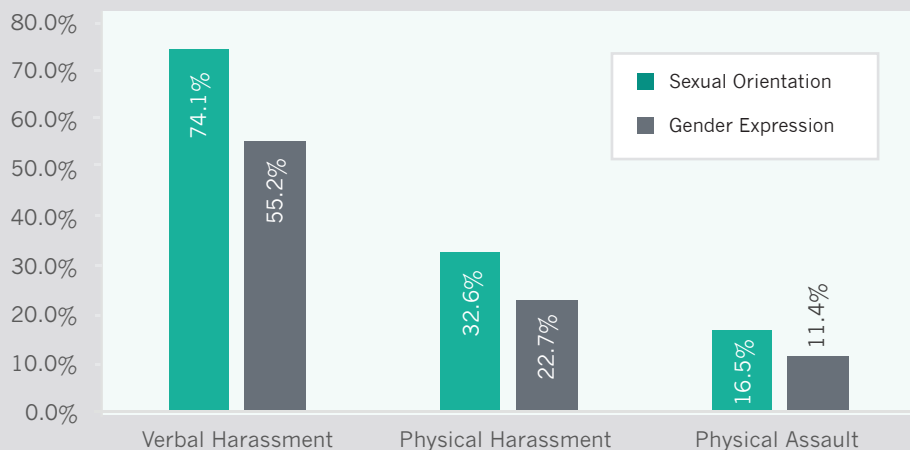
The federal Trafficking Victims Protection Act of 2000 defines trafficking as a federal crime and provides guidance on what a government response to the problem should include (Polaris Project 2014a). Subsequent re-authorizations of the legislation have expanded its scope, and individual states have made important contributions to combating human trafficking. Washington state and Texas passed the first state-level anti-trafficking laws in 2003 (Polaris Project 2014a).

Since then, other states have enacted legislation to combat human trafficking, punish traffickers, and support survivors (Polaris Project 2014a). In its 2014 state ratings on human trafficking laws, the Polaris Project reported that 37 states passed new laws to combat human trafficking between July 2013 and July 2014, and 39 states achieved a “Tier 1” rating, which is given to states that have at least seven points (out of a possible twelve) for having passed significant laws to combat trafficking. Three states—Delaware, New Jersey, and Washington—obtained a perfect score. The two lowest ranked states—North Dakota and South Dakota—have made only nominal efforts to address human

LGBT youth are also vulnerable to violence and discrimination. One study, that analyzed data from the 2013 National School Climate Survey, found that during the 2012–2013 school year, an estimated 74.1 percent of LGBT students aged 13 to 21 were verbally harassed because of their sexual orientation and 55.2 percent because of their gender expression (Figure 7.6). Almost one in three (32.6 percent) were physically harassed (e.g., being shoved or pushed) because of their sexual orientation and more than one in five (22.7 percent) because of their gender expression. A smaller, but still substantial, percentage of LGBT students were physically assaulted because of their sexual orientation or gender expression (Figure 7.6). In addition, nearly half of LGBT students (49.0 percent) experienced cyberbullying, and more than half (55.5 percent) reported personally experiencing LGBT-related discriminatory policies or practices at school (Kosciw et al. 2014). LGBT students who experienced higher levels of victimization had lower GPAs than those who experienced lower levels of victimization. They were also more than three times as likely to miss school in the month before the survey, twice as likely to have no plans to pursue postsecondary education, and had lower self-esteem and greater levels of depression (Kosciw et al. 2014).

Figure 7.6.

Percent of LGBT Students Experiencing Verbal Harassment, Physical Harassment, or Physical Assault in the Past School Year Based on Sexual Orientation or Gender Expression, United States, 2013



Note: Students aged 13 to 21.

Source: IWPR compilation of data based on the 2013 National School Climate Survey (Kosciw et al. 2014).

trafficking (Polaris Project 2014b). The ratings are based on the presence or absence of specific laws, such as those criminalizing sex or labor trafficking; mandating or encouraging law enforcement to be trained in human trafficking issues; ensuring that elements of force, fraud, or coercion are not required for a trafficker to be prosecuted for the sex trafficking of a minor; mandating or encouraging the public posting of a human trafficking hotline; and granting immunity from prosecution to sexually exploited children, among others (Polaris Project 2014a).

The Consequences of Violence and Abuse

Domestic violence, abuse, harassment, and stalking have a multitude of individual and societal consequences. At the societal level, female victims of intimate partner violence over the age of 18 in the United States lose about 5.6 million days of household productivity and nearly eight million days of paid work each year, which amounts to approximately 32,000 full-time jobs. In 1995, the most recent year for which an estimate is available, the costs of domestic violence in the United

States were estimated to be \$5.8 billion, with \$4.1 billion paying for direct medical and mental health services (the study did not include civil and criminal justice costs; Max et al. 2004). In 2015 dollars, these costs would be about \$8.9 billion, with approximately \$6.3 billion for direct medical and mental health services.¹⁴

Violence and abuse also have profound psychological, health, and social consequences for victims. In the short-term, these forms of harm can result in serious physical injuries. These injuries, however, are only a part of the consequences many women face: the ongoing and controlling nature of abuse can lead victims to experience a range of chronic physical conditions, such as frequent headaches, chronic pain, difficulty sleeping, and activities limitations (Black et al. 2011). Survivors may also experience mental health problems such as depression, suicidality, and posttraumatic stress disorder (Black et al. 2011; Golding 1999); in addition, violence and abuse are associated with negative health behaviors, including smoking, physical inactivity, poor nutrition, and substance abuse (McNutt et al. 2002). Over time, the negative physical and mental health outcomes that survivors may experience can interfere with their daily functioning, disrupting their employment and other dimensions of their lives (Loya 2014). In some instances, the unaddressed psychological and social effects of violence and abuse can lead to an ongoing cycle of harm. Research indicates, for instance, that girls who experience physical violence are more likely to be victimized as adults (Whitfield et al. 2003).

Conclusion

These sobering realities point to the need to continue working to enhance our understanding of violence and abuse and to develop effective responses to the multiple forms of harm that women face. At a basic level, this requires improving data collection in the area of violence and abuse by ensuring that survey data are available with sufficiently large samples to allow for analysis at the state level and by race and ethnicity, age, sexual orientation, and other contextual factors. Having improved data will allow researchers to pinpoint the needs of various populations and will help advocates, policymakers, and others to strengthen effective institutional, political, and community responses.

Increasing women's safety is integral to elevating their overall status. Violence and abuse have devastating consequences that go beyond physical injury to undermine women's autonomy, liberty, and dignity, preventing them from fully participating in the economy and in civic and political life (Stark 2012b). Often, the non-physical abuse women experience is not or cannot be categorized as a crime and, therefore, falls outside the scope of the legal protections available. Improving effective responses to these forms of harm entails developing laws and policies that reflect a broader perspective on what victims are facing (Stark 2012b), as well as continuing to invest in programs and services that address the threats to safety that prevent women's full participation in social, political, and economic life.

¹⁴ IWPR calculations using the CPI-U index from the U.S. Department of Labor. The cost due to medical and mental health services needed is likely to be higher than estimated here because medical care expenditures in the CPI-U outpaced overall inflation by 27 percent between 1995 and 2015.

Appendix A7:

Methodology

This report draws on data from multiple sources that are referenced in the text, including published reports from the Centers for Disease Control and Prevention (CDC), the Bureau of Justice Statistics, and other sources to examine issues related to violence and safety among women in the United States. Much of the data are drawn from published reports from the CDC that analyze findings from the 2010 and 2011 National Intimate Partner and Sexual Violence Surveys (NISVS), a national random-digit-dial telephone survey of the noninstitutionalized U.S. English- and Spanish-speaking population aged 18 and older. Some of the tables in this report that rely on data from the 2011 NISVS are disaggregated by race and ethnicity. In this CDC report, Hispanics may be of any race or two or more races, and

only whites and blacks are defined as non-Hispanic. To highlight issues pertinent to the safety of youth in states across the nation, IWPR compiled data from the CDC's Youth Risk Behavior Surveillance System (YRBSS), which includes a national school-based survey conducted by the CDC and state, territorial, tribal, and local surveys conducted by state, territorial, and local education and health agencies and tribal governments. The YRBSS includes both high school and middle school surveys that monitor health-risk behaviors contributing to the leading causes of death and disability among youth and adults. IWPR analyzed YRBSS data for high school students by state using the CDC's Youth Online Interactive Data Tables for 2013, the most recent data available.

Appendix B7:

Tables by State

Table B7.1.
Percent of High School Students Feeling Unsafe or Experiencing Bullying or Dating Violence by Gender and State, 2013

	Experienced Physical Dating Violence		Experienced Sexual Dating Violence		Experienced Bullying on School Property		Experienced Electronic Bullying		Did Not Go to School at Least One Day in the Past Month Because Felt Unsafe	
State	Girls	Boys	Girls	Boys	Girls	Boys	Girls	Boys	Girls	Boys
Alabama	12.9%	10.2%	13.7%	7.2%	23.4%	18.1%	18.3%	8.7%	8.6%	8.0%
Alaska	11.3%	6.2%	16.6%	5.7%	25.5%	16.0%	19.5%	10.1%	6.5%	5.0%
Arizona	N/A	N/A	N/A	N/A	N/A	N/A	N/A	N/A	7.8%	8.3%
Arkansas	14.8%	11.6%	15.2%	9.7%	29.2%	20.4%	24.4%	10.7%	8.9%	9.2%
California	N/A	N/A	N/A	N/A	N/A	N/A	N/A	N/A	N/A	N/A
Colorado	N/A	N/A	N/A	N/A	N/A	N/A	N/A	N/A	N/A	N/A
Connecticut	10.1%	7.9%	15.5%	7.3%	26.1%	17.9%	22.8%	12.3%	7.1%	6.6%
Delaware	10.7%	6.8%	12.3%	8.4%	20.4%	16.6%	17.5%	9.4%	9.2%	7.1%
District of Columbia	15.0%	8.0%	10.5%	7.3%	11.9%	9.7%	9.3%	6.3%	8.2%	9.0%
Florida	10.6%	9.1%	13.1%	7.7%	18.7%	12.8%	16.9%	7.8%	10.8%	9.6%
Georgia	12.9%	11.6%	N/A	N/A	21.1%	17.9%	16.4%	11.2%	6.7%	7.4%
Hawaii	12.3%	8.8%	18.4%	8.0%	18.4%	18.7%	18.6%	12.4%	8.3%	8.2%
Idaho	11.8%	6.3%	N/A	N/A	29.6%	21.3%	27.4%	10.6%	6.9%	5.4%
Illinois	13.7%	8.5%	16.7%	6.5%	24.4%	19.7%	22.6%	11.2%	8.3%	8.5%
Indiana	N/A	N/A	N/A	N/A	N/A	N/A	N/A	N/A	N/A	N/A
Iowa	N/A	N/A	N/A	N/A	N/A	N/A	N/A	N/A	N/A	N/A
Kansas	9.4%	5.9%	11.6%	4.0%	26.2%	18.2%	25.2%	9.0%	3.9%	3.8%
Kentucky	11.8%	7.6%	13.1%	6.4%	24.1%	18.6%	16.4%	9.9%	7.2%	6.6%
Louisiana	16.1%	12.6%	N/A	N/A	25.4%	22.7%	19.5%	13.9%	11.5%	14.1%
Maine	11.1%	6.8%	N/A	N/A	28.0%	20.5%	28.9%	12.7%	5.9%	4.8%
Maryland	12.0%	9.7%	13.8%	9.0%	20.9%	18.1%	17.2%	10.7%	8.5%	8.6%
Massachusetts	N/A	N/A	N/A	N/A	18.0%	15.0%	18.7%	9.0%	4.4%	2.8%
Michigan	11.0%	6.6%	14.1%	5.5%	28.8%	21.9%	25.2%	12.5%	7.2%	6.3%
Minnesota	N/A	N/A	N/A	N/A	N/A	N/A	N/A	N/A	N/A	N/A
Mississippi	13.4%	7.3%	12.7%	8.3%	24.0%	14.5%	17.2%	6.5%	8.1%	8.6%
Missouri	11.6%	7.4%	N/A	N/A	30.4%	20.0%	N/A	N/A	N/A	N/A
Montana	11.0%	6.6%	15.6%	6.4%	30.5%	22.3%	25.9%	10.6%	11.1%	6.5%
Nebraska	10.0%	5.3%	15.6%	4.7%	24.9%	17.0%	22.2%	9.7%	5.2%	3.4%
Nevada	12.4%	9.1%	17.1%	7.2%	23.0%	16.5%	21.6%	8.6%	13.2%	9.0%
New Hampshire	9.1%	5.8%	14.8%	5.0%	25.3%	19.9%	23.7%	12.8%	5.6%	5.7%
New Jersey	N/A	N/A	N/A	N/A	23.9%	18.8%	19.9%	9.9%	4.4%	7.1%
New Mexico	11.0%	7.7%	12.6%	7.3%	20.5%	16.0%	18.3%	8.1%	6.7%	5.9%
New York	12.4%	11.7%	14.2%	9.3%	22.3%	17.1%	20.4%	10.2%	7.6%	7.1%
North Carolina	12.2%	6.2%	14.5%	5.1%	24.4%	14.1%	17.8%	7.4%	7.3%	5.9%
North Dakota	11.9%	7.3%	N/A	N/A	27.4%	23.6%	22.6%	11.9%	N/A	N/A
Ohio	N/A	N/A	13.4%	6.1%	23.4%	18.5%	22.1%	8.5%	5.3%	4.5%
Oklahoma	11.3%	5.7%	13.9%	5.5%	22.6%	14.8%	21.5%	7.4%	7.6%	3.7%
Oregon	N/A	N/A	N/A	N/A	N/A	N/A	N/A	N/A	N/A	N/A
Pennsylvania	N/A	N/A	N/A	N/A	N/A	N/A	N/A	N/A	N/A	N/A
Rhode Island	9.4%	7.3%	12.0%	5.2%	20.5%	15.6%	19.3%	9.3%	6.8%	6.9%
South Carolina	13.1%	7.5%	13.7%	7.0%	23.1%	17.3%	17.9%	9.6%	9.5%	7.3%
South Dakota	9.6%	6.0%	15.8%	5.3%	27.7%	20.8%	21.8%	13.9%	6.0%	4.5%
Tennessee	10.8%	8.4%	14.4%	6.9%	25.1%	17.4%	21.4%	9.8%	7.3%	8.5%
Texas	12.5%	7.4%	14.5%	7.9%	22.9%	15.5%	19.3%	8.6%	8.9%	6.5%
Utah	7.7%	6.1%	15.1%	6.4%	23.1%	20.5%	22.2%	11.9%	8.3%	6.3%
Vermont	11.4%	9.0%	N/A	N/A	N/A	N/A	26.0%	10.3%	N/A	N/A
Virginia	13.5%	8.1%	N/A	N/A	24.8%	19.0%	19.5%	9.3%	5.2%	5.2%
Washington	N/A	N/A	N/A	N/A	N/A	N/A	N/A	N/A	N/A	N/A
West Virginia	13.8%	8.0%	13.4%	4.2%	28.3%	16.4%	27.4%	7.7%	8.5%	5.1%
Wisconsin	10.3%	6.7%	15.7%	4.0%	25.7%	19.8%	24.6%	10.9%	7.4%	4.2%
Wyoming	12.6%	7.4%	15.7%	6.7%	26.6%	20.0%	23.2%	9.2%	9.5%	6.0%
United States	13.0%	7.4%	14.4%	6.2%	23.7%	15.6%	21.0%	8.5%	8.7%	5.4%

Notes: N/A=not available. For students in grade 9–12. Data on dating violence include the percent of students among those who dated or went out with someone in the 12 months prior to the survey who experienced physical or sexual dating violence during this time.
Source: IWPR compilation of data from the Centers for Disease Control and Prevention’s 2013 Youth Risk Behavior Survey.

Table B7.2.
State Statutes on Violence and Employment, 2014

State	Does State Law Provide Unemployment Insurance Benefits to Domestic Violence Victims?	Does the State Have an Employment Rights Law for Victims of Domestic Violence?	Does the State Have a General Crime Victim Protection Law?
Alabama	No	No	Yes
Alaska	Yes	No	Yes
Arizona	Yes	No	Yes
Arkansas	Yes	No	Yes
California	Yes	Yes	Yes
Colorado	Yes	Yes	Yes
Connecticut	Yes	Yes	Yes
Delaware	Yes	No	Yes
District of Columbia	Yes	Yes	No
Florida	No	Yes	Yes
Georgia	No	No	Yes
Hawaii	Yes	Yes	Yes
Idaho	No	No	No
Illinois	Yes	Yes	No
Indiana	Yes	No	No
Iowa	No	No	Yes
Kansas	Yes	Yes	No
Kentucky	No	No	No
Louisiana	No	No	No
Maine	Yes	Yes	No
Maryland	Yes	No	Yes
Massachusetts	Yes	No	Yes
Michigan	No	No	Yes
Minnesota	Yes	No	Yes
Mississippi	No	No	Yes
Missouri	No	No	Yes
Montana	Yes	No	Yes
Nebraska	Yes	No	No
Nevada	No	No	Yes
New Hampshire	Yes	No	Yes
New Jersey	Yes	Yes	No
New Mexico	Yes	Yes	No
New York	Yes	Yes	Yes
North Carolina	No	Yes	No
North Dakota	Yes	No	Yes
Ohio	No	No	Yes
Oklahoma	Yes	No	No
Oregon	Yes	Yes	No
Pennsylvania	No	No	Yes
Rhode Island	Yes	Yes	Yes
South Carolina	Yes	No	Yes
South Dakota	Yes	No	No
Tennessee	No	No	Yes
Texas	Yes	No	No
Utah	No	No	Yes
Vermont	Yes	No	Yes
Virginia	No	No	Yes
Washington	Yes	Yes	No
West Virginia	No	No	No
Wisconsin	Yes	No	Yes
Wyoming	Yes	No	Yes

Notes: Employment rights laws provide victims with leave from work to address matters related to domestic violence and/or provide broader protections against employment discrimination related to the violence. Crime victim protection laws prohibit employers from punishing or firing crime victims who take leave to appear in criminal court, at least under some circumstances. Sources: Legal Momentum 2014a and 2014b.

Table B7.3.
State Statutes Related to Domestic Violence, Sexual Violence, Stalking, and Gun Ownership, 2014

State	Gun Possession Bar on Individuals Convicted of Misdemeanor Domestic Violence Crimes	Gun Possession Bar on Individuals Subject to Domestic Violence Protection Orders	Gun Possession Bar on Individuals Convicted of Misdemeanor Sex Crimes	Gun Possession Bar on Individuals Convicted of Misdemeanor Stalking Crimes	Bar for Misdemeanor Domestic Violence Crimes, Including “Dating Partners”	Required Surrender of Certain Firearms by Persons Convicted of Misdemeanor Domestic Violence Crimes	Required Surrender of Certain Firearms by Persons Subject to Domestic Violence Restraining Orders	Required Removal of Certain Firearms by Law Enforcement at Specified Domestic Violence Incidents
Alabama	No	No	No	No	No	No	No	No
Alaska	No	No	No	No	No	No	No	No
Arizona	Yes	No	No	No	Yes	No	No	No
Arkansas	No	No	No	No	No	No	No	No
California	Yes	Yes	Yes	Yes	Yes	No	Yes	Yes
Colorado	Yes	Yes	No	No	No	Yes	Yes	No
Connecticut	Yes	Yes	No	Yes	No	No	Yes	No
Delaware	Yes	Yes	Yes	No	No	No	No	No
District of Columbia	Yes	Yes	Yes	Yes	Yes	No	No	No
Florida	No	Yes	No	No	No	No	No	No
Georgia	No	No	No	No	No	No	No	No
Hawaii	Yes	Yes	No	No	No	Yes	Yes	No
Idaho	No	No	No	No	No	No	No	No
Illinois	Yes	Yes	No	No	Yes	Yes	Yes	Yes
Indiana	Yes	No	No	No	No	No	No	No
Iowa	Yes	Yes	No	No	No	Yes	Yes	No
Kansas	No	No	No	No	No	No	No	No
Kentucky	No	No	No	No	No	No	No	No
Louisiana	Yes	Yes	No	No	No	No	No	No
Maine	No	Yes	No	No	No	No	No	No
Maryland	No	Yes	No	Yes	No	No	No	No
Massachusetts	No	Yes	No	Yes	No	No	Yes	No
Michigan	No	No	No	No	No	No	No	No
Minnesota	Yes	Yes	No	Yes	Yes	Yes	Yes	No
Mississippi	No	No	No	No	No	No	No	No
Missouri	No	No	No	No	No	No	No	No
Montana	No	No	No	No	No	No	No	Yes
Nebraska	Yes	No	No	No	Yes	No	No	Yes
Nevada	No	No	No	No	No	No	No	No
New Hampshire	No	Yes	No	No	No	No	Yes	Yes
New Jersey	Yes	Yes	Yes	Yes	Yes	No	No	Yes
New Mexico	No	No	No	No	No	No	No	No
New York	Yes	Yes	Yes	Yes	Yes	Yes	Yes	No
North Carolina	No	Yes	No	No	No	No	Yes	No
North Dakota	No	No	No	Yes	No	No	No	No
Ohio	No	No	No	No	No	No	No	Yes
Oklahoma	No	No	No	No	No	No	No	Yes
Oregon	No	No	No	No	No	No	No	No
Pennsylvania	Yes	No	No	Yes	No	Yes	No	Yes
Rhode Island	No	No	No	No	No	No	No	No
South Carolina	No	No	No	No	No	No	No	No
South Dakota	Yes	No	No	No	No	No	No	No
Tennessee	Yes	Yes	No	Yes	Yes	Yes	Yes	Yes
Texas	Yes	Yes	No	No	No	No	No	No
Utah	No	No	No	No	No	No	No	Yes
Vermont	No	No	No	No	No	No	No	No
Virginia	No	No	No	No	No	No	No	No
Washington	Yes	Yes	No	Yes	Yes	Yes	Yes	No
West Virginia	Yes	Yes	No	No	Yes	No	Yes	Yes
Wisconsin	No	Yes	No	No	No	No	Yes	No
Wyoming	No	No	No	No	No	No	No	No

Note: In North Dakota and Washington, state law bars some convicted misdemeanant stalkers from gun possession.
Source: Gerney and Parsons 2014. Reprinted with permission.

References

- A Better Balance. 2015. "Overview of Paid Sick Time Laws in the United States." <<http://www.abetterbalance.org/web/images/stories/Documents/sickdays/factsheet/PSDchart.pdf>> (accessed February 20, 2015).
- ABC News and Washington Post. 2011. (November 16). "One in Four U.S. Women Reports Workplace Harassment." <<http://www.langerresearch.com/uploads/1130a2WorkplaceHarassment.pdf>> (accessed April 4, 2015).
- Action Group to End Human Trafficking and Modern-Day Slavery. 2008. *Recommendations for Fighting Human Slavery in the United States and Abroad*. <http://rmfoundation.arsls.net/PDF/action_group_transition_memo.pdf> (accessed April 14, 2015).
- American Bar Association Commission on Domestic & Sexual Violence. 2014. "Domestic Violence Civil Protection Orders (CPOs)." <http://www.americanbar.org/content/dam/aba/administrative/domestic_violence1/Resources/statutorysummarycharts/2014%20CPO%20Availability%20Chart.authcheckdam.pdf> (accessed December 1, 2014).
- American College of Obstetricians and Gynecologists. Committee on Health Care for Underserved Women. 2013. *Reproductive and Sexual Coercion*. Washington, DC: The American College of Obstetricians and Gynecologists, Women's Health Care Physicians. <<http://www.acog.org/Resources-And-Publications/Committee-Opinions/Committee-on-Health-Care-for-Underserved-Women/Reproductive-and-Sexual-Coercion>> (accessed March 31, 2015).
- American Council on Education. 2014. "New Requirements Imposed by the Violence Against Women Reauthorization Act." Washington, DC: American Council on Education. <<http://www.acenet.edu/news-room/Documents/VAWA-Summary.pdf>> (accessed April 3, 2015).
- Aron, Laudan Y. and Krista K. Olson. 1997. *Efforts by Child Welfare Agencies to Address Domestic Violence: The Experiences of Five Communities*. Washington, DC: Urban Institute. <<http://www.urban.org/publications/406798.html>> (March 25, 2015).
- Bachman, Ronet, Heather Zaykowski, Rachel Kallmyer, Margarita Poteyeva, and Christina Lanier. 2008. *Violence Against American Indian and Alaska Native Women and the Criminal Justice Response: What is Known*. NIJ 223691. <<https://www.ncjrs.gov/pdffiles1/nij/grants/223691.pdf>> (accessed April 15, 2015).
- Battered Women's Legal Advocacy Project. 2009. "Federal Law: Firearms & Ammunitions Prohibitions." <http://www.bwlap.org/publication/stream?fileName=Firearms__Federal__2.pdf> (accessed April 6, 2015).
- Benson, Michael L. and Greer Litton Fox. 2004. *When Violence Hits Home: How Economics and Neighborhood Play a Role*. NCJ205004. Washington, DC: U.S. Department of Justice, Office of Justice Programs. <<https://www.ncjrs.gov/pdffiles1/nij/205004.pdf>> (accessed February 20, 2015).
- Blaauw, Eric, Frans W. Winkel, Ella Arensman, Lorraine Sheridan, and Adrienne Freeve. 2002. "The Toll of Stalking The Relationship Between Features of Stalking and Psychopathology of Victims." *Journal of Interpersonal Violence* 17 (1): 50–63.
- Black, Michele C., Kathleen C. Basile, Mathew J. Breiding, Sharon G., Smith, Mikel L. Walters, Melissa T. Merrick, Jieru Chen, and Mark R. Stevens. 2011. *The National Intimate Partner and Sexual Violence Survey (NISVS): 2010 Summary Report*. Atlanta, GA: National Center for Injury Prevention and Control, Centers for Disease Control and Prevention. <http://www.cdc.gov/violenceprevention/pdf/nisvs_report2010-a.pdf> (accessed February 11, 2015).

Black, Michele C. 2011. "Intimate Partner Violence and Adverse Health Consequences: Implications for Clinicians." *American Journal of Lifestyle Medicine* 5: 428–439.

Brandl, Bonnie and Loree Cook-Daniels. 2011. "Domestic Abuse Later in Life." <http://www.vawnet.org/applied-research-papers/print-document.php?doc_id=376> (accessed March 30, 2015).

Break the Cycle. 2010. *2010 State Law Report Cards: A National Survey of Teen Dating Violence Laws*. Washington, DC: Break the Cycle. <<http://www.breakthecycle.org/sites/default/files/pdf/2010-Dating-Violence-State-Law-Report-Card-Full-Report.pdf>> (accessed March 8, 2013).

Breiding, Matthew J., Sharon G. Smith Kathleen C. Basile, Mikel L. Walters, Jieru Chen, and Melissa T. Merrick. 2014. *Prevalence and Characteristics of Sexual Violence, Stalking, and Intimate Partner Violence Victimization – National Intimate Partner and Sexual Violence Survey, United States, 2011*. Morbidity and Mortality Weekly Report, Surveillance Summaries 63: 8. Atlanta, GA: National Center for Injury Prevention and Control, Centers for Disease Control and Prevention. <<http://www.cdc.gov/mmwr/pdf/ss/ss6308.pdf>> (accessed February 15, 2015).

Brewster, Mary P. 1999. *An Exploration of the Experiences and Needs of Former Intimate Stalking Victims*. Final report submitted to the National Institute of Justice. West Chester, PA: West Chester University. <<https://www.ncjrs.gov/pdffiles1/nij/grants/175475.pdf>> (accessed February 19, 2015).

Bruch, Carol S. 2002. "Parental Alienation Syndrome and Parental Alienation: Getting It Wrong in Child Custody Cases." *Child and Family Law Quarterly* 14: 381–400.

Buzawa, Eve S., Carl G. Buzawa, and Evan D. Stark. 2012. *Responding to Domestic Violence: The Integration of Criminal Justice and Human Services*. Thousand Oaks, CA: Sage.

Catalano, Shannan. 2012a. *Intimate Partner Violence, 1993–2010*. Special Report. NCJ239203. Washington, DC: US Department of Justice Office of Justice Programs, Bureau of Justice Statistics. <<http://www.bjs.gov/content/pub/pdf/ipv9310.pdf>> (accessed April 8, 2015).

Catalano, Shannan. 2012b. *Stalking Victims in the United States—Revised*. NCJ224527. Washington, DC: U.S. Department of Justice, Office of Justice Programs, Bureau of Justice Statistics. <http://www.bjs.gov/content/pub/pdf/svus_rev.pdf> (accessed January 3, 2015).

Centers for Disease Control and Prevention (CDC). 2014. *1991–2013 High School Youth Risk Behavior Survey Data*. <<http://nccd.cdc.gov/youthonline/>> (accessed December 3, 2014).

Chamberlain Linda and Rebecca Levenson. 2012. *Addressing Intimate Partner Violence, Reproductive and Sexual Coercion: A Guide for Obstetric, Gynecologic and Reproductive Health Care Settings*. 2nd ed. San Francisco, CA: American College of Obstetricians and Gynecologists and Futures Without Violence. <http://www.acog.org/About_ACOG/ACOG_Departments/Health_Care_for_Underserved_Women/~media/Departments/Violence%20Against%20Women/Reproguidelines.pdf> (accessed April 13, 2015).

Clawson, Heather J., Nicole Dutch, Amy Solomon, and Lisa Goldblatt Grace. 2009. *Human Trafficking Into and Within the United States: A Review of the Literature*. U.S. Department of Health and Human Services, Office of the Assistant Secretary for Planning and Evaluation. <<http://aspe.hhs.gov/hsp/07/HumanTrafficking/LitRev/>> (accessed December 3, 2014).

Dank, Meredith, Bilal Kahn, P. Mitchell Downey, Cybele Kotonias, Deborah Mayer, Colleen Owens, Laura Pacifici, and Lilly Yu. 2014. *Estimating the Size and Structure of the Underground Commercial Sex Economy*. Washington, DC: The Urban Institute. <<http://www.urban.org/sites/default/files/alfresco/publication-pdfs/413047-Estimating-the-Size-and-Structure-of-the-Underground-Commercial-Sex-Economy-in-Eight-Major-US-Cities.PDF>> (accessed April 15, 2015).

Davis, Michael S., Chris O'Sullivan, Kim Susser, and Marjory D. Fields. 2011. *Custody Evaluations When There Are Allegations of Domestic Violence: Practices, Beliefs, and Recommendations of Professional Evaluators*. NCJRS 234465. Final Report submitted to the National Institute of Justice. <<https://www.ncjrs.gov/pdffiles1/nij/grants/234465.pdf>> (accessed April 4, 2015).

Decker, Michele R, Jay G. Silverman, and Anita. Raj. 2005. "Dating Violence and Sexually Transmitted Disease/HIV Testing and Diagnosis among Adolescent Females." *Pediatrics* (116): 272–276.

Durborow, Nancy, Kristine C. Lizdas, Abigail O'Flaherty, and Anna Marjavi. 2013. *Compendium of State Statutes and Policies on Domestic Violence and Health Care*. Washington, DC: Futures Without Violence. <<http://www.futureswithoutviolence.org/compendium-of-state-statutes-and-policies-on-domestic-violence-and-health-care/>> (accessed February 5, 2015).

Eigenberg, Helen, Karen McGuffee, Phyllis Berry, and William H. Hall. 2003. "Protective Order Legislation: Trends in State Statutes." *Journal of Criminal Justice* 31: 411–422.

Fagan, Jeffrey. 1996. *The Criminalization of Domestic Violence: Promises and Limits*. NCJ 157641. Washington, DC: U.S. Department of Justice, Office of Justice Programs, National Institute of Justice. <<https://www.ncjrs.gov/pdffiles1/crimdom.pdf>> (accessed February 11, 2015).

Faith Trust Institute. 2013. "History of VAWA." <<http://www.ncdsv.org/images/historyofvawa.pdf>> (accessed March 28, 2015).

Fisher, Bonnie S., Francis T. Cullen, and Michael Turner. 2000. *The Sexual Victimization of College Women*. Washington, DC: U.S. Department of Justice. NCJ 182369. <<https://www.ncjrs.gov/pdffiles1/nij/182369.pdf>> (accessed April 15, 2015).

Gates, Gary. 2014. "LGBT Demographics: Comparisons Among Population-based Surveys." Los Angeles, California: Williams Institute, UCLA School of Law. <<http://williamsinstitute.law.ucla.edu/wp-content/uploads/lgbt-demogs-sep-2014.pdf>> (accessed March 13, 2015).

Gerney, Arkadi and Chelsea Parsons. 2014. *Women Under the Gun: How Gun Violence Affects Women and 4 Policy Solutions to Better Protect Them*. Washington, DC: Center for American Progress. <<https://www.americanprogress.org/issues/guns-crime/report/2014/06/18/91998/women-under-the-gun/>> (accessed January 13, 2015).

Goldfarb, Sally F. 2008. "Reconceiving Civil Protection Orders for Domestic Violence: Can Law Help End the Abuse Without Ending the Relationship." *Cardozo Law Review* 29 (4): 1487–1551.

Golding, Jacqueline M. 1999. "Intimate Partner Violence as a Risk Factor for Mental Disorders: A Meta-Analysis." *Journal of Family Violence* 14 (2): 99–132.

Greenfeld, Lawrence A. and Steven K. Smith. 1999. *American Indians and Crime*. NCJ 173386. Washington, DC: US Department of Justice, Bureau of Justice Statistics. <bjs.ojp.usdoj.gov/content/pub/pdf/aic.pdf> (accessed April 15, 2015).

Haselschwerdt, Megan L., Jennifer L. Hardesty, and Jason D. Hans. 2011. "Custody Evaluators' Beliefs about Domestic Violence Allegations During Divorce: Feminist and Family Violence Perspectives." *Journal of Interpersonal Violence* 26 (8): 1694–1719.

Holt, Victoria L., Mary A. Kernic, Marsha E. Wolf, and Frederick P. Rivara. 2003. "Do Protection Orders Affect the Likelihood of Future Partner Violence and Injury?" *American Journal of Preventive Medicine* 24 (1): 16–21.

Huffington Post. (August 27, 2013). "Workplace Sexual Harassment Poll Finds Large Share of Workers Suffer, Don't Report." Jillian Berman and Emily Swanson. <http://www.huffingtonpost.com/2013/08/27/workplace-sexual-harassment-poll_n_3823671.html> (accessed April 26, 2015).

Institute for Women's Policy Research. 2014. IWPR analysis of data from the 2013 Youth Risk Behavior Survey. <<http://nccd.cdc.gov/youthonline/App/Default.aspx>> (accessed December 11, 2014).

Institute for Women's Policy Research. 2015. IWPR calculations based on the 2011–2013 National Crime Victimization Survey.

Kingkade, Tyler. 2015. "List of 94 Postsecondary Institutions That Have Pending Title IX Sexual Violence Investigations." <<http://www.scribd.com/doc/251988486/List-of-94-Postsecondary-Institutions-That-Have-Pending-Title-IX-Sexual-Violence-Investigations#scribd>> (accessed April 14, 2015).

Klein, Andrew, Terri Tobin, Amy Salomon, and Janice Dubois. 2008. *A Statewide Profile of Abuse of Older Women and the Criminal Justice Response*. NCJRS 222459. <<http://www.ncjrs.gov/pdffiles1/nij/grants/222459.pdf>> (February 11, 2015).

Klein, Andrew, Amy Salomon, Nick Huntington, Janice Dubois, and Denise Lang. 2009. *A Statewide Study of Stalking and Its Criminal Justice Response*. <<https://www.ncjrs.gov/pdffiles1/nij/grants/228354.pdf>> (February 11, 2015).

Ko, Carolyn N. 2002. "Civil Restraining Orders for Domestic Violence: The Unresolved Question of Efficacy." *Southern California Interdisciplinary Law Journal* 11: 361–367. <<http://www-bcf.usc.edu/~idjlaw/PDF/11-2/11-2%20Ko.pdf>> (accessed March 2, 2015).

Kosciw, Joseph G., Emily A. Greytak, Neal A. Palmer, and Madelyn J. Boesen. 2014. *The 2013 National School Climate Survey*. Washington, DC: The Gay, Lesbian & Straight Education Network. <<http://glsen.org/nscs>> (accessed February 9, 2015).

Kothari, Catherine L., Karin V. Rhodes, James A. Wiley, Jeffrey Fink, Scott Overholt, Melissa E. Dichter, Steven C. Marcus, and Catherine Cerulli. 2012. "Protection Orders Protect Against Assault and Injury: A Longitudinal Study of Police-Involved Women Victims of Intimate Partner Violence." *Journal of Interpersonal Violence* 27 (14): 2845–2868.

Krebs, Christopher, Christine Lindquist, Tara Warner, Bonnie Fisher, Sandra Martin. 2007. *The Campus Sexual Assault (CSA) Study*. NCJRS 221153. <<https://www.ncjrs.gov/pdffiles1/nij/grants/221153.pdf>> (accessed April 3, 2015).

Law Center to Prevent Gun Violence. 2013. "Universal Background Checks and the Private Sale Loophole Policy Summary." <<http://smartgunlaws.org/universal-gun-background-checks-policy-summary/>> (accessed February 8, 2015).

Law Center to Prevent Gun Violence. 2014. "Domestic Violence & Firearms Policy Summary." <<http://smartgunlaws.org/domestic-violence-firearms-policy-summary/#state>> (accessed December 4, 2014).

Leadership Council. 2008. "How Many Children Are Court-Ordered Into Unsupervised Contact With an Abusive Parent After Divorce?" Baltimore, MD: Leadership Council. <<http://www.leadershipcouncil.org/1/med/PR3.html>> (accessed April 3, 2015).

Legal Momentum. 2014a. *State Law Guide: Employment Rights for Victims of Domestic or Sexual Violence*. Washington, DC: Legal Momentum. <<http://www.legalmomentum.org/resources/state-law-guide-employment-rights-victims-domestic-or-sexual-violence>> (accessed February 11, 2015).

Legal Momentum. 2014b. *State Law Guide: Unemployment Insurance Benefits for Victims of Domestic & Sexual Violence*. Washington, DC: Legal Momentum. <<http://www.legalmomentum.org/resources/state-law-guide-unemployment-benefits-victims-domestic-or-sexual-violence#sthash.5eZoRvk0.dpuf>> (accessed February 11, 2015).

Logan, TK., Lisa Shannon, Jennifer Cole, and Jennifer Swanberg. 2007. "Partner Stalking and Implications for Women's Employment." *Journal of Interpersonal Violence* 22: 286–291.

Logan, TK., Robert Walker, William Hoyt, and Teri Faragher. 2009. *The Kentucky Civil Protective Order Study: A Rural and Urban Multiple Perspective Study of Protective Order Violation Consequences, Responses, and Costs*. NCJRS 228350. Washington, DC: U.S. Department of Justice, National Institute of Justice. <<https://www.ncjrs.gov/pdffiles1/nij/grants/228350.pdf>> (accessed January 24, 2015).

Lombardi, Kristen. 2010. "A Lack of Consequences for Sexual Assault." Washington, DC: Center for Public Integrity. <<http://www.publicintegrity.org/2010/02/24/4360/lack-consequences-sexual-assault>> (accessed April 3, 2015).

Loya, Rebecca M. 2014. "Rape as an Economic Crime: The Impact of Sexual Violence on Survivors' Employment and Economic Well-Being." *Journal of Interpersonal Violence* (November 2014): 0886260514554291.

Max, Wendy, Dorothy P. Rice, Eric Finkelstein, Robert A. Bardwell, and Steven Leadbetter. 2004. "The Economic Toll of Intimate Partner Violence Against Women in the United States." *Violence and Victims* 19 (3): 259–272.

McNutt, Louise-Anne, Bonnie E. Carlson, Michele Persaud, and Judy Postmus. 2002. "Cumulative Abuse Experiences, Physical Health, and Health Behaviors." *Annals of Epidemiology* 12: 123–30.

Meier, Joan S. 2010. "Getting Real About Abuse and Alienation: a Critique of Drozd and Olesen's Decision Tree." *Journal of Child Custody* 7 (4): 219–252. <http://scholarship.law.gwu.edu/cgi/viewcontent.cgi?article=1858&context=faculty_publications> (accessed April 27, 2015).

Mohandie, Kris, J. Reid Meloy, Mila Green McGowan, and Jenn Williams. 2006. "The RECON Typology of Stalking: Reliability and Validity Based Upon a Large Sample of North American Stalkers." *Journal of Forensic Sciences* 51 (1): 147–155.

Mohler-Kuo, Meichun, George W. Dowdall, Mary P. Koss, and Henry Wechsler. 2004. "Correlates of Rape While Intoxicated in a National Sample of College Women." *Journal of Studies on Alcohol* 65 (1): 37–45. <<http://www.jsad.com/doi/pdf/10.15288/jsa.2004.65.37>> (accessed April 15, 2015).

Morales Waugh, Irma. 2010. "Examining the Sexual Harassment Experiences of Mexican Immigrant Farmworking Women." *Violence Against Women* 16 (3): 237–261. <<http://www.ncfh.org/pdfs/2k9/8716.pdf>> (accessed April 4, 2015).

Morrill, Allison C., Jianyu Dai, Samantha Dunn, Iyue Sung, Kevin Smith. 2005. "Child Custody and Visitation Decisions When the Father Has Perpetrated Violence Against the Mother." *Violence Against Women* 11(8): 1076 – 1107. <http://capacities.org/Cap_docs/Child_Custody_and_Domestic_Violence.pdf> (accessed April 27, 2015).

Mullen, Paul, Michele Pathe, and Rosemary Purcell. 2009. *Stalkers and Their Victims*. London: Cambridge University Press.

National Center for Victims of Crime. 2002. *Creating an Effective Stalking Protocol*. Washington, DC: U.S. Department of Justice, Office of Community Oriented Policing Services. <<https://www.victimsofcrime.org/docs/src/creating-an-effective-stalking-protocol.pdf?sfvrsn=2>> (accessed May 13, 2010).

National Center for the Victims of Crime. 2007. *The Model Stalking Code Revisited: Responding to the New Realities of Stalking*. NCJ 189192. <<https://www.victimsofcrime.org/docs/src/model-stalking-code.pdf?sfvrsn=0>> (accessed February 2, 2015). Washington, DC: U.S. Department of Justice.

National Coalition of Anti-Violence Programs. 2014. *Lesbian, Gay, Bisexual, Transgender, Queer, and HIV-Affected Hate Violence in 2013*. New York, NY: National Coalition of Anti-Violence Programs. <http://www.avp.org/storage/documents/2013_ncavp_hvreport_final.pdf> (accessed February 11, 2015).

National Network to End Domestic Violence. 2013a. "The Violence Against Women Reauthorization Act of 2013: Safely and Effectively Meeting the Needs of More Victims." <http://www.nnedv.org/docs/Policy/VAWAReauthorization_Summary_2013.pdf> (accessed April 12, 2013).

National Network to End Domestic Violence. 2013b. *Domestic Violence Counts: Census 2013 Report*. <<http://nnedv.org/projects/census/4225-domestic-violence-counts-census-2013-report.html>> (accessed December 9, 2014).

National Organization for Women. 2013. "S.47 and H.R. 11 The 2013 Violence Against Women Reauthorization Act." <<http://now.org/issues/violence/VAWAFactSheetFeb2013.pdf>> (accessed March 12, 2015).

Palarea Russell E., Michael A. Zona, John C. Lane, and Jennifer Langhinrichsen-Rohling. 1999. "The Dangerous Nature of Intimate Relationship Stalking: Threats, Violence, and Associated Risk Factors." *Behavioral Sciences and the Law* 17: 269–283.

Pence, Ellen, Gabrielle Davis, Cheryl Beardslee, Denise Gamache. 2012. "Mind the Gap: Accounting for Domestic Abuse in Child Custody Evaluations." *The Battered Women's Justice Project*. <http://www.ncdsv.org/images/BWJP_MindTheGapAccountingForDomesticAbuseInChildCustodyEvaluations_6-2012.pdf> (accessed April 4, 2015).

Perry, Steven.W. 2004. *American Indians and Crime: A BJS Statistical Profile, 1992–2002*. NCJ 203097. Washington, DC: Bureau of Justice Statistics.

Picard, Peter. 2007. *Tech Abuse in Teen Relationships Study*. Chicago, IL: Teen Research Unlimited. <<http://www.loveisrespect.org/wp-content/uploads/2009/03/liz-claiborne-2007-tech-relationship-abuse.pdf>> (accessed March 4, 2013).

Polaris Project. 2014a. “A Look Back: Building a Human Trafficking Legal Framework.” <<http://www.polarisproject.org/storage/2014SRM-capstone-report.pdf>> (accessed February 8, 2015).

Polaris Project. 2014b. “2014 State Ratings on Human Trafficking Laws.” <<http://www.polarisproject.org/what-we-do/policy-advocacy/national-policy/state-ratings-on-human-trafficking-laws/2014-state-ratings-on-human-trafficking-laws#statereports>> (accessed December 2, 2014).

Polaris Project. n.d. “Sex Trafficking in the U.S.” <<http://www.polarisproject.org/human-trafficking/sex-trafficking-in-the-us>> (accessed April 14, 2015).

Rennison, Callie, and Michael R. Rand. 2003. “Nonlethal Intimate Partner Violence Against Women: A Comparison of Three Age Cohorts.” *Violence Against Women* 9 (12): 1417–1428.

Restaurant Opportunities Centers United and Forward Together. 2014. *The Glass Floor: Sexual Harassment in the Restaurant Industry*. New York, NY: Restaurant Opportunities Centers United. <http://rocunited.org/wp-content/uploads/2014/10/REPORT_The-Glass-Floor-Sexual-Harassment-in-the-Restaurant-Industry2.pdf> (accessed April 4, 2015).

Richardson, Erin G., and David Hemenway. 2011. “Homicide, Suicide, and Unintentional Firearm Fatality: Comparing the United States with Other High-Income Countries, 2003.” *Journal of Trauma* 70 (1): 238–243.

Riger, Stephanie, Courtney Ahrens, and Amy Blickenstaff. 2000. “Measuring Interference with Employment and Education Reported by Women with Abusive Partners: Preliminary Data.” *Violence and Victims* 15 (2): 161–172.

Sacco, Lisa N. 2014. *The Violence Against Women Act: Overview, Legislation, and Federal Funding*. Washington, DC: Congressional Research Service. R42499. <<https://fas.org/sgp/crs/misc/R42499.pdf>> (accessed April 26, 2015).

Sareen, Jitender, Jina Pagura, and Bridget Grant. 2009. “Is Intimate Partner Violence Associated with HIV Infection among Women in the United States?” *General Hospital Psychiatry* 31 (3): 274–278.

Saunders, Daniel G., Kathleen C. Faller, and Richard M. Tolman. 2011. *Child Custody Evaluators’ Beliefs About Domestic Abuse Allegations: Their Relationship to Evaluator Demographics, Background, Domestic Violence Knowledge and Custody-Visitation Recommendations*. Final Technical Report submitted to the National Institutes of Justice <<https://www.ncjrs.gov/pdffiles1/nij/grants/238891.pdf>> (accessed April 4, 2015).

Sinozich, Sofi and Lynn Langton. 2014. “Rape and Sexual Assault Victimization Among College-Age Females, 1995–2013.” NCJ 248471. Washington, DC: Bureau of Justice Statistics, U.S. Department of Justice. <<http://www.bjs.gov/content/pub/pdf/rsavcaf9513.pdf>> (accessed April 3, 2015).

Slote, Kim Y., Carrie Cuthbert, Cynthia J. Mesh, Monica G. Driggers, Lundy Bancroft, and Jay G. Silverman. 2005. "Battered Mothers Speak Out: Participatory Human Rights Documentation as a Model for Research and Activism in the United States." *Violence Against Women* 11(11): 1367–1395.

Somanader, Tanya. 2014. "President Obama Launches the 'It's On Us' Campaign to End Sexual Assault on Campus." Washington, DC: The White House Blog. <<https://www.whitehouse.gov/blog/2014/09/19/president-obama-launches-its-us-campaign-end-sexual-assault-campus>> (accessed April 3, 2015).

Stalking Resource Center. N.d. "Analyzing State Stalking Laws." Washington, DC: National Center for Victims of Crime, Stalking Resource Center. <http://www.ncdsv.org/images/NCVC-SRC_AnalyzingStalkingLaws.pdf> (accessed April 4, 2015).

Stark, Evan. 2012a. "Looking Beyond Domestic Violence: Policing Coercive Control." *Journal of Police Crisis Negotiations* 12: 199–217.

Stark, Evan. 2012b. "Re-presenting Battered Women: Coercive Control and the Defense of Liberty." <http://www.stopvaw.org/uploads/evan_stark_article_final_100812.pdf> (accessed March 6, 2015).

Sullivan, Janet Wilson and Neil Websdale. 2006. "Domestic Violence Fatality Review Teams: An Interprofessional Model to Reduce Death." *Journal of Interprofessional Care* 20 (5): 535–544.

Swanberg, Jennifer E. and TK Logan. 2005. "Domestic Violence and Employment: A Qualitative Study." *Journal of Occupational Health Psychology* 10 (1): 3–17.

Tjaden, Patricia and Nancy Thoennes. 2000. "The Role of Stalking in Domestic Violence Crime Reports Generated by the Colorado Springs Police Department." *Violence and Victims* 15 (4): 427–441.

U.S. Bureau of Labor Statistics. 2014. *Women in the Labor Force: A Databook*. Report 1049. Washington, DC: Bureau of Labor Statistics. <http://www.bls.gov/opub/reports/cps/womenlaborforce_2013.pdf> (accessed April 26, 2015).

U.S. Department of Education. 2014. "U.S. Department of Education Releases List of Higher Education Institutions with Open Title IX Sexual Violence Investigations." Washington, DC: U.S. Department of Education. <<http://www.ed.gov/news/press-releases/us-department-education-releases-list-higher-education-institutions-open-title-ix-sexual-violence-investigations>> (accessed April 3, 2015).

U.S. Department of Health and Human Services. Administration on Children, Youth, and Families. 2012. *Navigating the Family Violence Prevention and Services Program: A Guide for State and Territorial Administrators*. Washington, DC: U.S. Department of Health and Human Services, Administration on Children, Youth, and Families. <http://www.acf.hhs.gov/sites/default/files/fysb/fvpsa_admin_guide_20121119_0.pdf> (accessed April 14, 2015).

U.S. Department of Justice. 2012. (January 6). "Attorney General Eric Holder Announces Revisions to the Uniform Crime Report's Definition of Rape." <<http://www.fbi.gov/news/pressrel/press-releases/attorney-general-eric-holder-announcesrevisions-to-the-uniform-crime-reports-definition-of-rape>> (accessed January 25, 2012).

U.S. Department of Justice. Federal Bureau of Investigation. 2014. *Hate Crime Statistics, 2013*. <http://www.fbi.gov/about-us/cjis/ucr/hate-crime/2013/topic-pages/incidents-and-offenses/incidentsandoffenses_final> (accessed May 5, 2015).

U.S. Department of Labor. 2009. "Frequently Asked Questions and Answers About the Revisions to the Family and Medical Leave Act." <<http://www.dol.gov/whd/fmla/finalrule/NonMilitaryFAQs.pdf>> (accessed May 1, 2015).

U.S. Department of Labor. Employment and Training Administration. 2014. "Comparison of State Unemployment Insurance Laws." <<http://www.oui.doleta.gov/unemploy/statelaws.asp#Statelaw>> (accessed January 28, 2015).

U.S. Department of Labor. CPI Inflation Calculator. <http://www.bls.gov/data/inflation_calculator.htm> (accessed May 2, 2015).

U.S. Equal Employment Opportunity Commission. 2015. "Charges Alleging Sexual Harassment FY 2010–2014." <http://www.eeoc.gov/eeoc/statistics/enforcement/sexual_harassment_new.cfm> (accessed April 13, 2015).

U.S. Government Accountability Office. 2006. *Human Trafficking: Better Data, Strategy, and Reporting Needed to Enhance U.S. Antitrafficking Efforts Abroad* (GAO-06-825). Washington, DC: U.S. Government Printing Office. <<http://www.gao.gov/assets/260/250812.pdf>> (accessed April 19, 2013).

U.S. Senate Subcommittee on Financial and Contracting Oversight. 2014. *Sexual Violence on Campus: How Too Many Institutions of Higher Education Are Failing to Protect Students*. Washington, DC: U.S. Senate Subcommittee on Financial and Contracting Oversight – Majority Staff. <<http://www.mccaskill.senate.gov/SurveyReportwithAppendix.pdf>> (accessed April 29, 2015).

Violence Against Women Reauthorization Act of 2013. 2013. U.S. Public Law No. 113–4, 127 Stat 54. 113th Congress, 1st Session, 7 March 2013. <<http://www.gpo.gov/fdsys/pkg/PLAW-113publ4/pdf/PLAW-113publ4.pdf>> (accessed March 15, 2015).

Violence Policy Center. 2014. *When Men Murder Women: An Analysis of 2012 Homicide Data*. <<http://www.vpc.org/studies/wmmw2014.pdf>> (accessed December 3, 2014).

Walters, Mikel, Jieru Chen, and Matthew Breiding. 2013. *The National Intimate Partner and Sexual Violence Survey: 2010 Findings on Victimization by Sexual Orientation*. Atlanta, GA: Centers for Disease Control and Prevention, National Center for Injury Prevention and Control. <http://www.cdc.gov/violenceprevention/pdf/nisvs_sofindings.pdf> (accessed February 9, 2015).

The White House. 2013. "Vice President Biden and Attorney General Holder Announce Grants to Help Reduce Domestic Violence Homicides." Washington, DC: The White House. <<https://www.whitehouse.gov/the-press-office/2013/03/13/vice-president-biden-and-attorney-general-holder-announce-grants-help-re>> (accessed April 15, 2015).

Whitfield, Charles L., Robert F. Anda, Shanta R. Dube, and Vincent J. Felitti. 2003. "Violent Childhood Experiences and the Risk of Intimate Partner Violence in Adults: Assessment in a Large Health Maintenance Organization." *Journal of Interpersonal Violence* 18 (2): 166–185.

Williams, Linda M. and Mary E. Frederick. 2009. *Pathways into and out of Commercial Sexual Victimization of Children: Understanding and Responding to Sexually Exploited Teens*. <<http://faculty.uml.edu/lwilliams/Williams%20Pathways%20Final%20Report%202006-MU-FX-0060%2010-31-09L.pdf>> (accessed April 5, 2013).

Willness, Chelsea R., Piers Steel, and Kibeom Lee. 2007. "A Meta-Analysis of the Antecedents and Consequences of Workplace Sexual Harassment." *Personnel Psychology* 60 (1): 127–162.

Wingood, Gina M., Ralph J. DiClemente, and Anita Raj. 2000. "Adverse Consequences of Intimate Partner Abuse Among Women in Non-Urban Domestic Violence Shelters." *American Journal of Preventive Medicine* 19 (4): 270–275.

Zweig, Janine M., Meredith Dank, Jennifer Yahner, and Pamela Lachman. 2013. *The Rate of Cyber Dating Abuse Among Teens and How It Relates to Other Forms of Teen Dating Violence*. Washington, DC: Urban Institute. <<http://www.urban.org/publications/412749.html>> (accessed February 27, 2013).

